

# 2012 ANNUAL REPORT

THE WORLD ANTI-DOPING AGENCY'S MISSION  
IS TO LEAD A COLLABORATIVE WORLDWIDE  
CAMPAIGN FOR DOPING-FREE SPORT.

## Composed and funded equally by the sport movement and governments of the world,

WADA created and regularly updates the **World Anti-Doping Code** (Code) through a collaborative, global process. The Code continues today to harmonize anti-doping policies for all sports and all countries, creating a more level playing field for **all athletes** who strive to **play true**.

For more than a decade, WADA has worked steadfastly to foster fairer competition and more effective education and outreach programs that encourage the values of doping-free sport.



## TABLE OF CONTENTS

CHAIRMAN'S MESSAGE .....	04
DIRECTOR GENERAL'S MESSAGE .....	08
WADA MEMBERS .....	12
THE CODE .....	14
UNESCO .....	16
INVESTIGATIONS .....	18
ADAMS .....	20
COMMUNICATIONS .....	22
SCIENCE AND RESEARCH .....	24
MEDICINE .....	26
EDUCATION .....	28
ANTI-DOPING COMMUNITY .....	30
IO MISSIONS .....	32
OOB TESTING .....	33
2012 FINANCE OVERVIEW .....	36
FINANCIAL STATEMENTS .....	38

# MESSAGE FROM THE CHAIRMAN

The Honorable John Fahey, AC

**I AM VERY PLEASED TO REPORT ON A YEAR IN WHICH WADA AND ITS GLOBAL PARTNERS FACED MANY CHALLENGES, MADE GREAT PROGRESS ON SEVERAL FRONTS, AND SHARED MULTIPLE SUCCESSES IN OUR JOINT MISSION TO PROMOTE CLEAN SPORT.**

It's no exaggeration to say that 2012 highlighted the very best in clean sport and the worst in cheating, as WADA carried out the responsibilities mandated by the World Anti-Doping Code (Code).

## **Integrity and Achievement**

I am reminded of an astute observation made by a Harvard professor in reaction to a rash of student plagiarism, an observation that gets to the very heart of why doping in sport is so fundamentally wrong, and why we need to continue the fight against doping to the best of our abilities: "Without integrity, there can be no genuine achievement." How true.

In 2012, we witnessed genuine achievement in the shining example of the first Winter Youth Olympic Games in Innsbruck, Austria, and in the Summer Olympic and Paralympic Games in London, which gave us many wonderful moments to admire and enjoy, and reminded us of the enormous social impact sport can have on countries and communities.

The London 2012 Games set the bar for future Olympics in terms of its anti-doping program. UK Anti-Doping (UKAD) did a very thorough job with its pre-Games testing plan, and there was a new level of cooperation between all the anti-doping bodies. I applaud the anti-doping efforts of the International Olympic Committee (IOC), International Paralympic Committee (IPC) and London Organising Committee (LOCOG) to put in place programs which emphasized quality testing, not simply quantity.



President John Fahey at WADA's Pre-Olympic Games Press Conference at the London Main Press Centre

UKAD's assistance to the IOC and LOCOG ahead of the Games — and its intelligence gathering from the world's anti-doping community — provide a model for other National Anti-Doping Organizations (NADOs) to follow for future Olympiads, while NADOs and Regional Anti-Doping Organizations (RADO) invited to contribute to WADA's Outreach and independent Observer Programs transfer the experience gained during the Games back to their respective countries and regions for all to benefit.

The harsh reality of doping returned in the latter part of 2012 with the US Postal Service (USPS) Pro Cycling Team Case, which showed the world the hollowness of victory at any cost and the extent of corruption associated with doping in sport. In particular, we need to be ever alert to the increasingly sophisticated

science available to athletes today and the growing influence of the underworld. Whenever significant amounts of money are involved and glory to be won, there will be those willing to find new, more scheming ways to cheat.

Athletes who cheat by using doping substance may think they have gone undetected, but they should never rest easy. Non-analytical means of investigation and a much longer detection window are possible. We saw the United States Anti-Doping Agency (USADA) use intelligence to build a successful case against the USPS Cycling Team, the IOC strip five athletes of their medals after samples taken from the 2004 Athens Olympic Games were reanalyzed, and the IPC use the latest detection method for human growth hormone (hGH) to sanction two Paralympic athletes.

**ATHLETES WHO CHEAT BY USING DOPING  
SUBSTANCE MAY THINK THEY HAVE GONE  
UNDETECTED, BUT THEY SHOULD NEVER REST  
EASY. NON-ANALYTICAL MEANS OF INVESTIGATION  
AND A MUCH LONGER DETECTION WINDOW  
ARE POSSIBLE.**

## Partnerships

A crucial part of WADA's strategy is to develop partnerships with organizations that have the expertise to help find solutions in the fight against doping in sport.

The Paris pharmaceutical conference 'New Partnerships for Clean Sport' was a groundbreaking event that brought together international Pharmaceutical industry and anti-doping authorities, and I am excited by the potential. Such cooperation has proven extremely valuable in the development of detection methods; we remember CERA being an excellent example.

WADA also actively supported a number of initiatives in the anti-doping community. You will read about these in the following pages of the annual report. We are delighted to see so many NADOs and RADOs taking the lead in organizing activities that advocate knowledge transfer, and that make such an important contribution in building anti-doping capacity regionally and nationally.

## UNESCO

Five additional countries ratified the UNESCO International Convention against Doping in 2012, bringing the total to 172 States Parties including all of Europe's Member States.

I am heartened by the sheer number of countries that make integrity of sport a priority. Together, they represent close to 97 percent of the world population. One would think that we are close to world harmonization in the fight against doping in sport, but we are not, as not all countries have reached the level of full implementation of their commitment. To give full effect to the Convention, WADA encourages those governments to take concrete action and put the necessary legislation, regulations and policies in place to move the fight against doping forward.

## Funding for Progress

It is surely evident the monumental role WADA continues to play in the fight against doping in sport.

The biggest constraint ahead for WADA is limited funding. For the second consecutive year, WADA's Foundation Board voted to keep the 2013 budget frozen at approximately \$28 million, the same level of funding received in 2011, because governments did not agree to provide any additional funding for WADA.

While I appreciate that economies across the world continue to struggle, this freeze is not ideal for the fight against doping in sport. WADA has dipped into reserves over the last two years to cover shortfalls for its operating costs, but if funding continues to remain the same the Agency will be forced to cut back its activities.

When you consider the hundreds of billions of dollars generated globally by sport every year, and the importance sport plays in our lives and in forming young athletes' attitudes toward doping, it continues to surprise me that there is a reluctance to properly invest in protecting it.

Then there are the hundreds of millions of dollars that change hands on the black market for performance-enhancing drugs. Compare that to the approximately \$5 million<sup>1</sup>, or 20 percent, WADA dedicates annually to scientific research. More money invested means more success in protecting the rights of clean athletes — and also in providing a further service to sport and society.

There will always be more work to be done in the fight against doping in sport.

WADA made important inroads in 2012, but the Agency must be well equipped to continue to fight the good fight.

Without integrity, there can be no genuine achievement. Without appropriate funding, there can be no significant progress.

<sup>1</sup> All amounts in this annual report are in U.S. dollars unless otherwise indicated.

# MESSAGE FROM THE DIRECTOR GENERAL

David Howman



Director General David Howman at WADA's Pre-Olympic Games Press Conference at the London Main Press Centre

**WADA OPERATES IN AN AGE WHERE THE VALUES OF HONESTY AND INTEGRITY ARE CONSTANTLY UNDER THREAT FROM A "WIN AT ALL COSTS" MENTALITY, WHERE THE PATH ONE TAKES TO ACHIEVEMENT IS CONSIDERED IRRELEVANT SO LONG AS ONE CAN CLAIM SUCCESS AT THE END OF IT, NO MATTER HOW.**

We all know by now that the fight against doping in sport has reached the stage where science alone will not eradicate cheating or very often even detect it. More than ever, education initiatives and strategic partnerships that leverage sharing resources and expertise are achieving notable successes.

In 2012, research from the Loughborough project, a much-anticipated study jointly funded by UNESCO and WADA, showed that countries with Performance Enhancing Drug in Sport-specific trafficking and distribution legislation are better equipped to address the problem of doping in sport. WADA has long advocated a more coherent approach to fighting drugs in sport involving public authorities, and this study supports the crucial role anti-doping legislation can have in assisting the anti-doping community. For example, the study shows that countries with PEDS-specific legislation are more likely to share anti-doping information with INTERPOL, and engage police forces in operational work, while in countries without it there was no likelihood of any operational priority amongst police forces.

What all this tells us is that we must continue pushing governments to have the necessary anti-doping trafficking legislation in place to give real weight to the World Anti-Doping Code (Code).

## Investigations

Testing and analysis will always be the bedrock of anti-doping, but it is now increasingly supported by intelligence and investigation. We can credit the successful outcomes of several 2012 investigations to the increasing cooperation and coordination of national and international law enforcement agencies and within the anti-doping community.

One investigation in particular will long be remembered as a landmark victory for the anti-doping community and a dark day for doping in sport. The United States Anti-Doping Agency (USADA) conducted an impressive investigation in the USPS Pro Cycling case, providing a volume of irrefutable testimonials from doctors, coaches, and athletes that led to the lifetime ban of Lance Armstrong – once among the world's best-known and most respected sports figures.

All National Anti-Doping Organizations (NADOs) should examine how USADA used intelligence to build the case against Mr. Armstrong in order to build their own intelligence gathering capacity. WADA published 'Guidelines for Coordinating Investigations and Sharing Anti-Doping Information and Evidence,' a document distributed to all Anti-Doping Organizations (ADOs) in 2011 – and available on WADA's Web site – that provides practical suggestions for NADOs to gather and share evidence and information, and to gain intelligence from enforcement agencies.



**WADA HAD A VERY ACTIVE, VERY PRODUCTIVE YEAR THAT RANGED FROM PARTICIPATION IN SEVERAL NATIONAL AND REGIONAL EVENTS TO THE WINTER YOUTH OLYMPIC GAMES, AND THE LONDON OLYMPIC AND PARALYMPIC GAMES.**

#### Code Review Process

A tremendous amount of time and effort resulted in the highly successful deployment of the second phase of the Code Review Process, with all WADA staff dedicated to this priority.

WADA met with stakeholder groups throughout the year to ensure the drafts were understood, and to encourage stakeholder input.

The second draft of the 2015 Code was submitted to WADA's Executive Committee and Foundation Board, supported by a large number of submissions that made clear the strong desire in the world of sport to strengthen sanctions. The third and final consultation phase of the Code Review Process started on December 3, 2012, concluding in the first quarter of 2013.

#### ADAMS Enhancements and the Athlete Biological Passport

WADA released version 3.2 of the Anti-Doping Administration and Management System (ADAMS). With the upgrade comes integration of the Athlete Biological Passport (ABP) database into ADAMS, a major milestone for WADA in 2012. WADA and ADOs now benefit from the heightened level of data access and visibility, from operational and strategic standpoints.

Continuity in tracking, together with centralized intelligence, will be a strong deterrent to doping in sport, perhaps making the ABP the anti-doping community's tool of the future. Significantly, the Court for Arbitration of Sport (CAS) acknowledged use of the ABP as legally sustainable proof of doping, which factored into a number of CAS decisions in 2012. We are looking at a shift in the way anti-doping cases are put together.

WADA will continue to develop the ABP in ADAMS and confirmed in 2012 the development of the steroids module, which we plan to introduce by the end of 2013. With these added incentives, we will see more ADOs incorporate ABP into their anti-doping programs.

#### Education, Training and Outreach Initiatives

With multiple anti-doping education, training and outreach activities organized across all continents, WADA and its partners covered a lot of ground in 2012, and I am encouraged by the increasing number of ADOs worldwide using the free tools WADA has developed to support and sustain their anti-doping programs. WADA's CoachTrue, for one, has proven an effective learning tool, with elite-level and recreational-level coaching modules.

WADA had a very active, very productive year that ranged from participation in several national and regional events to the Winter Youth Olympic Games, and the London Olympic and Paralympic Games.

These events continue to be an effective way to promote clean sport and awareness of the dangers of doping to athletes, coaches and event participants. More and more International Federations and ADOs are picking up WADA's Say NO! to Doping Campaign, while WADA's Play True Generation Program made its second Olympic appearance since the 2011 Youth Olympics in Singapore, operating at the Winter Youth Olympic Games in Innsbruck, Austria, followed by the South American School Games in Natal, Brazil.

Clean athletes are powerful ambassadors for WADA and the anti-doping community. WADA created the Athlete Committee to bring their voices forward. During the 2012 Code Review Process, the Committee's 18 members shared insights gained as past and present athletes, and relayed back to WADA any existing anti-doping issues.

This Committee is well positioned to understand and address the pressures and temptations athletes – especially young athletes – face to cheat their way into the elite sporting ranks. The message they communicated to London 2012 competitors: be true to yourselves and to the Games, the pinnacle of sporting achievement.

I conclude with these wise words from Athlete Committee Member Felipe Contepomi, "Athletes that use drugs to cheat their way to a podium or secure a place on a team really have achieved nothing ... You have to be true to yourself and compete as a clean athlete. You have to be able to look at yourself in the mirror and say 'Everything I have achieved has been down to genuine effort.'" Well stated, Felipe".

# WADA MEMBERS

## 2012 WADA EXECUTIVE COMMITTEE

### Chairman

**Hon John FAHEY AC**  
*Australia*

### Vice Chairman

**Prof Arne LJUNGQVIST**  
International Olympic Committee (IOC) Member,  
President, IOC Medical Commission  
*Sweden*

### OLYMPIC MOVEMENT

#### IOC Representative

**Mr Francesco RICCI BITTI**  
IOC Member, President ITF (tennis)  
*Italy*

#### Association of National Olympic Committees (ANOC) Representative

**Mr Craig REEDIE**  
IOC Member  
*United Kingdom*

#### Association of Summer Olympic International Federations (ASOIF) Representative

**Mr Pat McQUAID**  
IOC Member,  
President UCI (cycling)  
*Ireland*

### SportAccord Representative

**Mr Gian Franco KASPER**  
IOC Member,  
President FIS (ski)  
*Switzerland*

### IOC Athletes Commission Representative

**Ms Rania Amr ELWANI**  
IOC Member,  
IOC Athletes Commission  
*Egypt*  
(January-July)

#### Ms Beckie SCOTT

IOC Member,  
IOC Athletes Commission  
*Canada*  
(August-December)

### PUBLIC AUTHORITIES

#### Europe Representative

**Mr Jaime LISSAVETZKY**  
WADA Executive Committee  
Member for Europe  
*Spain*

#### Africa Representative

**Mr Fikile MBALULA**  
Minister of Sport and Recreation  
*South Africa*

### The Americas Representative

**Mr Bal GOSAL**  
Minister of State (Sport)  
*Canada*

### Asia Representative

**Mr Tenzo OKUMURA**  
Minister in Charge of Sports  
*Japan*  
(January-October)

**Mr Hirofumi RYU**  
Minister in Charge of Sports  
*Japan*  
(November-December)

### Oceania Representative

**Mr Murray McCULLY**  
Minister for Sport and Recreation  
*New Zealand*

## 2012 WADA FOUNDATION BOARD

### Chairman

**Hon John Fahey AC**  
*Australia*

### Vice Chairman

**Prof Arne LJUNGQVIST**  
*Sweden*

### OLYMPIC MOVEMENT

#### IOC Representatives

**Mr Richard W. POUND**  
IOC Member  
*Canada*

**Mr Robin MITCHELL**  
IOC Member  
*Fiji*

**Mr Willi KALTSCHMITT LUJAN**  
IOC Member  
*Guatemala*

**Mr Joseph BLATTER**  
IOC Member,  
President FIFA (football)  
*Switzerland*

#### ANOC Representatives

**Mr Eduardo Henrique DE ROSE**  
President, Pan-American  
Sports Organization (PASO)  
Medical Commission  
*Brazil*

**Mr Craig REEDIE**  
*United Kingdom*

**Mr Richard YOUNG**  
Attorney, Bryan Cave LLP  
*USA*

**Mr Patrick CHAMUNDA**  
IOC Member  
*Zambia*

#### ASOIF Representatives

**Mr Tamas AJAN**  
IOC Member, President IWF  
(weightlifting)  
*Hungary*

**Mr Pat McQUAID**  
*Ireland*

**Mr Francesco RICCI BITTI**  
*Italy*

#### SportAccord Representative

**Mr Gian Franco KASPER**  
*Switzerland*

### Association of International Olympic Winter Sports Federations (AIOWF) Representative

**Mr Anders BESSEBERG**  
President IBU (biathlon)  
*Norway*

### IOC Athletes Commission Representatives

**Ms Beckie SCOTT**  
*Canada*

**Ms Rania Amr ELWANI**  
*Egypt*  
(January-July)

Vacant seat  
IOC Member,  
IOC Athletes Commission  
(August-December)

**Ms Claudia BOKEL**  
IOC Member,  
IOC Athletes Commission  
*Germany*

**Mr Adam PENGILLY**  
IOC Member,  
IOC Athletes Commission  
*United Kingdom*

### International Paralympic Committee (IPC) Representative

**Mr Toni PASCUAL**  
Chairman,  
IPC Anti-Doping Committee  
*Spain*

### PUBLIC AUTHORITIES

#### Member States of the European Union Representatives

**Mr Uffe ELBÆK**  
Minister for Culture  
*Denmark*

**Mr George DEMOSTHENOUS**  
Minister of Education and Culture  
*Cyprus*

**Mr Jacek FOKS**  
Undersecretary of State,  
Ministry of Sport and Tourism  
*Poland*  
(January-June)

**Mr Leo VARADKAR**  
Minister for Transport,  
Tourism & Sport  
*Ireland*  
(July-December)

### Council of Europe Representatives

**Ms Maud De BOER-BUQUICCHIO**  
Deputy Secretary General,  
Council of Europe  
*France*  
(January-August)

**Ms Gabriella BATTAINI-DRAGONI**  
Deputy Secretary General,  
Council of Europe  
*Italy*  
(September-December)

**Ms Snežana SMARDŽIĆ-MARKOVIĆ**  
Minister of Youth and Sport  
(January)  
Director General for Democracy,  
Council of Europe  
(February-December)  
*Serbia*

#### Africa Representatives

**Mr Vincent MERITON**  
Minister of Community Development,  
Youth, Sports, and Culture  
*Seychelles*

**Mr Pedrito CAETANO**  
Minister of Youth and Sports  
*Mozambique*  
(January-September)

**Mr Fernando SUMBANA Jr**  
Minister of Youth and Sports  
*Mozambique*  
(October-December)

**Mr Medhat EL BELTAGY**  
President, National Sports Council  
*Egypt*  
(January-March)

**Mr Emad EL BANNANY**  
President, National Sports Council  
*Egypt*  
(April-September)

**Mr El Amry FAROUK**  
Minister of State for Sport  
*Egypt*  
(October-December)

#### The Americas Representatives

**Mr Miguel Angel RIMBA ALVIS**  
Vice Minister of Sport,  
President of the South American  
Sport Council (CONSUDE)  
*Bolivia*

**Mr Bal GOSAL**  
*Canada*

**Mr Gerardo AGUIRRE**  
President, Central American  
and Caribbean Council of Sport  
(CONCECADE)  
*Guatemala*  
(January-February)

**Mr Ruben CARDENAS**  
President of the Central  
American and Caribbean  
Council of Sport (CONCECADE)  
*Panama*  
(March-September)

**Mr Javier TEIJEIRA**  
President of the Central  
American and Caribbean  
Council of Sport (CONCECADE)  
*Panama*  
(October-December)

**Mr Patrick WARD**  
Acting Deputy Director for  
Supply Reduction, Office of  
National Drug Control Policy  
*USA*  
(January-October)

**Mr Edward JURITH**  
Senior Counsel, Executive  
Office of the President, Office  
of National Drug Control Policy  
*USA*  
(November-December)

#### Asia Representatives

**Mr Duan SHIJIE**  
Vice Minister, State Sport  
General Administration  
*China*

**Mr Tenzo OKUMURA**  
*Japan*  
(January-October)

**Mr Hirofumi RYU**  
*Japan*  
(November-December)

**Mr Mohammed Saleh Al KONBAZ**  
President, Saudi Arabian  
Anti-Doping Committee  
*Saudi Arabia*

**Mr Dato' Ahmad Shabery CHEEK**  
Minister of Youth and Sport  
*Malaysia*

#### Oceania Representatives

**Mr Mark ARBIB**  
Minister for Sport  
*Australia*  
(January-February)

**Ms Kate LUNDY**  
Minister for Sport  
*Australia*  
(March-December)

**Mr Murray McCULLY**  
*New Zealand*



# THE CODE


## Acceptance, Implementation and Compliance

### JANUARY 1, 2009, THE REVISED WORLD ANTI-DOPING CODE (CODE) CAME INTO FORCE.

November 2011, WADA's Foundation Board approved the first official report on compliance with this version of the Code. Following this fundamental step, reports on compliant signatories have been regularly tabled at meetings of WADA's Executive Committee and Foundation Board.

WADA is active in providing assistance to Anti-Doping Organizations (ADOs) that continue to work toward Code compliance. The Agency reviews the rules and regulations of Code Signatories, providing required guidance and model rules to facilitate the more comprehensive and effective implementation of the revised Code. Furthermore, WADA assists signatories in implementing effective anti-doping programs in line with Code requirements.

For more information on Code compliance, and to access a full Compliance Report, please consult the following section of WADA's Web site:

 [wada-ama.org/codecompliance](http://wada-ama.org/codecompliance)

### Code Review Process

In 2007, the first revision of the Code was introduced at WADA's World Conference in Madrid, with the approved revisions put in place and into practice just over a year later.

Intended to serve as a living document, the Code continues to evolve to meet the needs and challenges of the anti-doping community. Review and revision occur with the benefit of practice, and allow for extensive, constructive contribution to improve the Code.

In 2011, WADA initiated a further review of the Code, with a two-year period set for submissions from all stakeholders and appropriate constituencies. The Code Review Process includes three stages of consultation and concludes at the November 2013 World Conference on Doping in Sport in Johannesburg, South Africa. The revised Code and International Standards take effect in 2015 and will be the culmination of significant stakeholder engagement, drafting and review.

Two of the three scheduled rounds of consultation with stakeholders on changes to the Code occurred in 2012. To guide the submission process, stakeholders were urged to consider their practical experience and focus on areas that will benefit from changes, additions or omissions, while also reflecting on the benefits to the global community of athletes arising from any suggested alteration to the Code.


The first phase of stakeholder consultation opened on November 28, 2011, and concluded on March 15, 2012. At the close of this first phase, 91 submissions were received encompassing 1,366 comments which were reviewed by the Code Drafting Team.

A draft of the Code was then submitted to the Executive Committee and Foundation Board at meetings held May 17-18, 2012. Amendments to the draft were then discussed extensively on a number of occasions before a further draft was ready for the second phase of stakeholder consultation, which ended October 10, 2012. At the close of this phase,

107 submissions were received, encompassing more than 1,350 comments on the Code which were reviewed by the Code Drafting Team.

The next draft of the Code was submitted to the Executive Committee and Foundation Board at meetings held November 17-18, 2012. Amendments to the draft were discussed extensively on several occasions before being circulated to stakeholders for the third phase of consultation. Additionally, a review of four of the five International Standards (the Prohibited List is reviewed annually) took place in conjunction with the 2012 Code review, with a similar level of stakeholder consultation.

More information on the Code Review Process is available on WADA's Web site:

 [wada-ama.org/coderevision](http://wada-ama.org/coderevision)



# CODE MONITORING

## Doping Sanctions

As outlined in the **World Anti-Doping Code (Code)**, WADA exercises its right of appeal whenever sanctions are not in line with the Code. In 2012, WADA was notified of and reviewed 1,902 decisions, 36 of which were appealed.

### By year end, of the 36 sanction decisions appealed by WADA:

- 11 were still pending with the Court of Arbitration for Sport (CAS).
- Three were upheld by the CAS.
- Nine were upheld by a national appeals body.
- Two were dismissed by a national appeals body.
- 11 were pending with a national appeals body.

### Furthermore, of the 1,902 decisions received by WADA, 14 resulted from appeals filed by WADA in 2011.

- Nine were upheld or partially upheld by the CAS.
- Three were upheld or partially upheld by a national appeals body.
- One was dismissed by a national appeals body.
- One was dismissed by an administrative tribunal.



# UNESCO INTERNATIONAL CONVENTION AGAINST DOPING IN SPORT

Ratification level represents 97 percent of the global population (Dec. 31, 2012)

**AS OF DECEMBER 2012, A RECORD 172 COUNTRIES BECAME STATES PARTIES TO THE UNESCO INTERNATIONAL CONVENTION AGAINST DOPING IN SPORT. FIVE NEW RATIFICATIONS CAME FROM ISRAEL, COSTA RICA, TAJIKISTAN, LESOTHO AND THE DOMINICAN REPUBLIC. EUROPE WAS THE FIRST REGION TO ACHIEVE A CLEAN SWEEP, ALL OF ITS UNESCO MEMBER STATES HAVING RATIFIED THE CONVENTION.**

As anticipated, the rate of completion has slowed as the Convention nears full ratification, with only 22 UNESCO Member States yet to become signatories. Many remaining countries are less developed in anti-doping and face very difficult political, economic or civil problems. They are predominantly Regional Anti-Doping Agency (RADO) member countries and receive support from WADA by way of expertise and capacity development.

A list of countries that have ratified and have yet to ratify the Convention is available on WADA's Web site:

 [wada-ama.org/unesco](http://wada-ama.org/unesco)

August 2012 marked the release of a UNESCO-WADA funded report on "The use of legislation in relation to controlling the production, movement, importation, distribution and supply of performance-enhancing drugs in Sport (PEDS)."

Researchers Prof. Barrie Houlihan and Dr. Borja Garcia of Loughborough University examined the existing laws in place as foreseen by Article 8 of the Convention, under which there is an obligation to adopt and implement measures to combat the manufacture, sale and supply of PEDS. The resulting report is meant to help all States Parties work towards better PEDS control. It was found that whilst some countries have enacted legislative measures to control manufacture, sale and supply, many have yet to do so.

Encouragingly, the report also showed that countries with PEDS-specific legislation are more likely to cover the full WADA list of banned substances, and their National Anti-Doping Organizations (NADOs) are more likely to have a role in deciding whether to launch an investigation, as well as share information with INTERPOL.

WADA President John Fahey strongly urged all Governments to take action and fulfill their obligations as the UNESCO Convention Secretariat proceeds to the next stage of this project.

The report can be found online at:

 [wada-ama.org/national-legislation](http://wada-ama.org/national-legislation)

## UNESCO Fund for the Elimination of Doping in Sport – UNESCO Voluntary Fund

By December 31, 2012, a total of 80 projects over the lifetime of the fund had been approved, with an estimated disbursement of more than \$1.3 million to anti-doping development projects worldwide. The projects focused on anti-doping education, capacity building and policy. WADA, along with RADOs, continued to actively promote applications to the Fund, working closely with the UNESCO Secretariat.

In 2012, 15 projects were approved at a total approximate value of \$303,000.

The UNESCO Voluntary Fund Handbook was revised and republished in 2012. The Handbook provides background information, outlines the funding process and includes application templates. The Fund continues to act as an incentive for countries that have not yet ratified the UNESCO Convention to do so, as ratification is a condition of eligibility.

 [wada-ama.org/unescofund](http://wada-ama.org/unescofund)

# INVESTIGATIONS

**UNDER WADA'S LEADERSHIP, THE TRADITIONAL ANTI-DOPING MODEL HAS EVOLVED FROM A STRATEGY FOCUSING ONLY ON THE ATHLETE AND RELYING MAINLY ON TESTING, RESEARCH AND EDUCATION, TO A MORE COMPREHENSIVE APPROACH INCORPORATING AN INVESTIGATIVE PROCESS INTO THE SUSPECTED ATHLETE, THE ATHLETE'S ENTOURAGE AND THE UPSTREAM ECHELONS OF DOPING.**

Throughout 2012, WADA continued to forge closer working relationships and coordinate intelligence sharing between anti-doping and law enforcement agencies on both the national and international levels.

WADA interfaced with police agencies globally to elicit bilateral cooperation in developing investigative strategies to target international performance enhancing drugs (PEDs) suppliers. Additionally, WADA provided assistance to several national anti-doping organizations (NADOs) conducting doping investigations, and further participated in interviews of suspected athletes, entourage personnel and potential witnesses. Where crossover intelligence was identified in multinational anti-doping efforts, WADA coordinated a strategic, collaborative investigative approach between the involved NADOs.

WADA maintains a Memorandum of Understanding (MOU) with the World Customs Organization (WCO), the global intergovernmental organization in customs matters, whose mission is to enhance the effectiveness and efficiency of customs worldwide. The primary focus of the WADA-WCO MOU is to facilitate exchange of information and expertise to thwart doping and the trafficking of doping substances. Similar to its MOU with INTERPOL, WADA has requested a special liaison officer be assigned to the WCO Brussels headquarters. Working in concert, WADA and the INTERPOL liaison officer lead and encourage international law enforcement efforts to dismantle PED trafficking organizations. These interdiction efforts will be substantially enhanced with the similar placement of a WCO liaison.

Throughout 2012, WADA has initiated a more progressive, systematic and timely method to identify new doping trends and substances. It has also explored ways to leverage technology to more efficiently collect, store, analyze and share intelligence within the anti-doping community.



[wada-ama.org/investigations](http://wada-ama.org/investigations)

**THROUGHOUT 2012, WADA HAS INITIATED A MORE PROGRESSIVE, SYSTEMATIC AND TIMELY METHOD TO IDENTIFY NEW DOPING TRENDS AND SUBSTANCES.**

## Anti-Doping Coordination

Under the World Anti-Doping Code (Code), WADA has an obligation to provide a mechanism to assist stakeholders with their implementation of the Code. WADA's Anti-Doping Administration & Management System (ADAMS) was developed for this purpose and acts as a central clearinghouse for anti-doping information.

ADAMS is a Web-based database management system created specifically for WADA stakeholders to allow the sharing of anti-doping information and activities in a single, secure mechanism. It is free to use, with a design that promotes ease of use and global accessibility.

The ADAMS platform has become an essential tool for Anti-Doping Organizations (ADOs) to manage both an in- and out-of-competition doping control program. Using ADAMS, ADOs order tests and manage results; athletes and appointed team officials provide whereabouts information practically anytime, anywhere; and Major Event Organizers (MEOs) perform in-competition testing programs at their events.

## ADAMS 2012 Milestones

**Athlete Biological Passport (ABP):** The hematological module successfully launched in September 2012, with integration of the ABP calculations and a workflow for expert review of the results. Consequently, ADAMS now reflects the latest ABP guidelines, which include the ability for ADOs to share ABP information in accordance with the highest levels of personal information and data protection in the interest of ensuring that there is a single ABP for each athlete who may be subject to multiple ADO programs.

**Data Retention:** ADAMS became fully compliant with the International Standard for the Protection of Privacy and Personal Information (ISPPPI) with respect to the automated deletion of personal information.

**Major Event Organizers (MEOs):** A number of reporting and automated data entry enhancements were made that improved the efficiency of ADAMS for both the International Olympic (IOC) and Paralympic (IPC) Committees at the Summer Games in London.

**Language Interface:** At the end of 2012, ADAMS was available in 15 languages – Arabic, Bulgarian, Chinese, Czech, Dutch, English, Finnish, French, German, Italian, Japanese, Korean, Portuguese, Russian, and Spanish.

## ADAMS IS FREE TO USE, WITH A DESIGN THAT PROMOTES EASE OF USE AND GLOBAL ACCESSIBILITY.

### ADAMS Usage in 2012

ADAMS usage and volume of data continued to increase in 2012. By the close of the year, 85 International Federations (IFs) and 78 National/Regional Anti-Doping Organizations (NADOs/RADOs) were using ADAMS Version 3.3. All WADA accredited laboratories reported both their External Quality Assessment Scheme (EQAS) results and analytical findings through ADAMS.

As of December 2012, the ADAMS data repository contained:

- 204,525 Athlete profiles, a 14% increase from 2011
- 21,057 Therapeutic Use Exemptions (TUEs), a 5% increase from 2011
- 344,079 Analytical results reported by laboratories, a 48% increase from 2011

Numerous Major Event Organizers used ADAMS during events in 2012 and benefitted from WADA training for implementation at future events. This included the London 2012 Olympic and Paralympic Games and the 2012 Beijing World Mind Games.

### ADAMS Ongoing Enhancements


**Whereabouts:** A series of fine-tuning adjustments continue to be made to the newly enhanced Whereabouts user interface. These changes, introduced in early 2013, aim to ensure that the athlete whereabouts submission process is as efficient and easy to use as possible.

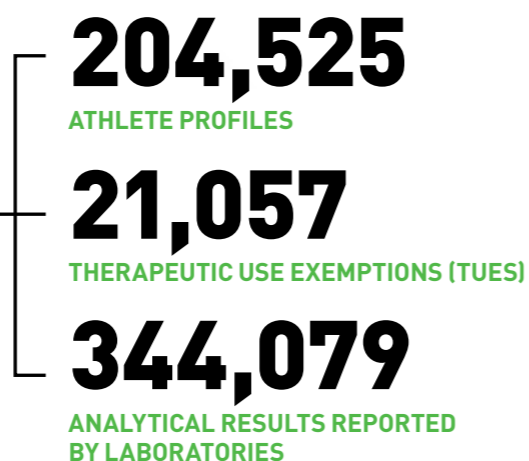

**Athlete Biological Passport (ABP):** Following the successful incorporation of the ABP software into ADAMS, the adaptive model and ABP module will be expanded to account for steroid 'profiling.' To be introduced by the end of 2013, the ABP steroid module will greatly enhance the effectiveness of testing programs by automating the assessment of individual athlete steroid profiles.

**Whereabouts Mobile:** By the end of 2013, a mobile smartphone application for Apple and Android will be released. This tool will greatly facilitate the whereabouts update process for athletes who are required to notify ADOs about ongoing changes to their calendars. The tool will also assist athletes in keeping track of their planned testing timeslots by placing scheduling information into the palms of their hands, with the ability to set appointment reminders reducing the possibility of missed tests.

**Major Event Organizers (MEOs):** A number of enhancements will be implemented in 2013 to improve the efficiency of ADAMS for both the IOC and IPC at the Winter Olympic and Paralympic Games in Sochi, Russia.

Further information can be found on WADA's Web site:

 [wada-ama.org/en/ADAMS](http://wada-ama.org/en/ADAMS)



# COMMUNICATIONS

**WADA REACHES OUT TO ATHLETES AND STAKEHOLDERS WORLDWIDE BY PROVIDING UP-TO-DATE ANTI-DOPING INFORMATION IN MULTIPLE LANGUAGES VIA NUMEROUS CHANNELS, INCLUDING SOCIAL MEDIA, AND ENSURES THAT THE ISSUE OF DOPING IN SPORT IS COMMUNICATED EFFECTIVELY IN GLOBAL MEDIA.**

## Athlete Relations

The WADA Athlete Committee represents the unified voice of clean athletes worldwide, providing insight into athletes' roles and responsibilities related to anti-doping, encouraging integrity and fairness for sport.

The Committee is chaired by ice hockey legend Vyacheslav Fetisov and consists of elite international athletes who provide WADA with feedback on anti-doping topics.

The Athlete Committee met twice in 2012. The main objective of the meetings was to discuss the latest changes suggested to the World Anti-Doping Code (Code) through the ongoing Code Review Process.

The discussion resulted in many comments and recommendations, and the Committee was very firm in calling for stronger penalties for serious doping violations.

## Outreach Program and Model

WADA's Outreach Program enables the Agency to reach out to and interact with athletes and their entourage across the world, mainly via the presence of anti-doping experts at sporting events. Three major events hosted the Program in 2012, where WADA engaged with athletes, coaches and officials:

- SportAccord Convention – Quebec City, Canada
- London Olympic Games
- London Paralympic Games

WADA partnered once again with the World Triathlon Corporation (WTC) in October 2012 to raise awareness for clean sport, this time at the IRONMAN World Championship in Kailua-Kona, Hawaii. A 'Say NO! To Doping' day was designated, with anti-doping activities throughout the week of the Championship based on WTC's 'Ask Me Why I Am TRUE?' campaign.

The Outreach Model (OM) was created in 2006 following the success of the Outreach Program to support stakeholders in delivering Outreach at their own national/regional events, using modest resources.

Following a 2010 redesign, the OM has been adopted by more than 100 organizations. It has never been easier, or cost so little, for the sporting community to raise awareness among athletes and their entourage.

Upon signing up to the OM, stakeholders are provided with a "Bronze level" starter kit that includes the following:

- Two Play True banners.
- A selection of anti-doping information.
- A USB key containing logos, templates and files to reproduce more information.
- The award-winning CoachTrue program.
- The Play True Quiz, currently available in 30 languages.

To help showcase a united front to athletes in all countries and all sports, WADA encourages stakeholders to incorporate the Say NO! To Doping Campaign in their outreach efforts and to include WADA's Play True Partnership Logo.

Say NO! To Doping continues to engage sport and anti-doping communities in demonstrating their commitment to clean sport. These communities draw attention to the commitment of athletes to compete free from doping by incorporating the Say NO! To Doping logo and other green elements into competition venues, providing an opportunity to highlight the importance of respect and fair play.

Social media tools, particularly Facebook, played an important role in highlighting WADA's Outreach Program activities in 2012. At year end, WADA was maintaining a dialogue on anti-doping matters on a daily basis with more than 7,000 people.

## Media Relations

Anti-doping continues to be a topic of significant interest to global media, and while there are spikes in coverage around particular cases, there remains a steady flow of inquiries between cases as well.

WADA is in constant contact with the media, to highlight doping issues and to help educate the public on anti-doping matters.

WADA held a Media Symposium in Lausanne, Switzerland on February 12. The Symposium included presentations from WADA President John Fahey, WADA Director General David Howman, and WADA Legal Counsel Olivier Niggli, who gave a presentation on the Code Review Process.

WADA hosted its customary pre-Olympic Games press conference at the Olympic Main Press Center on July 25, to present WADA's role at the Olympic and Paralympic Games and to acknowledge the efforts of the world's anti-doping community to prevent doping athletes from competing in London. This event included the participation of WADA's President and Director General, and Mr. René Bouchard, Chair of WADA's Independent Observer Team in London.

WADA also organized a press conference in conjunction with 'The International Conference on the Pharmaceutical Industry and the Fight against Doping: New Partnerships for Clean Sport,' an event held in Paris on November 12 at the National Assembly.

In addition to responding to press inquiries, WADA is responsible for proactively using the media to deliver anti-doping messages by communicating the Agency's ongoing activities, and publishing articles and editorials. WADA continues to engage journalists through the use of social media, particularly Twitter. In 2012, the number of WADA's Twitter followers increased by 30 percent.

**THE ATHLETE COMMITTEE HAS ARTICULATED THE NEED FOR STRONGER PENALTIES FOR SERIOUS DOPING VIOLATIONS.**



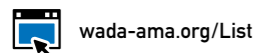
# SCIENCE AND RESEARCH

## List of Prohibited Substances and Methods

WADA annually prepares and publishes the List of Prohibited Substances and Methods (List). This process spans from January to September each year and involves consultation with experts in the field and WADA's many stakeholders.

Development of the 2013 List occurred throughout 2012, including three meetings of the List Expert Group. A consultation draft was shared with stakeholders, who were invited to make submissions. The List was approved by WADA's Executive Committee in September and published three months prior to it coming into effect January 1, 2013.

The current List is available on WADA's Web site:



[wada-ama.org/List](http://wada-ama.org/List)

## Accredited Anti-Doping Laboratories

WADA is responsible for accrediting and re-accrediting the worldwide network of anti-doping laboratories. There are currently 33 laboratories worldwide that are monitored through an external quality assessment scheme.

In 2012, the Madrid and the Rio de Janeiro laboratories were temporarily suspended, the Tunis laboratory suspension was maintained and the Bangkok laboratory was suspended specifically with regards to conducting isotope ratio mass spectrometry (IRMS) testing on samples.

The Mexico City laboratory completed its probationary phase of the accreditation process and the candidate laboratory in Doha, Qatar, made further advancements toward future admission into the probationary phase of accreditation. The Ankara, Turkey, laboratory was assigned a candidate laboratory status to be able to seek reaccreditation as early as possible. A number of other countries

and individual laboratories also confirmed interest in joining the network of WADA accredited laboratories during 2012.

Site visits were organized, often jointly, with the national accreditation body to assess the development of existing or potential future WADA accredited laboratories. WADA's continuing collaboration with the International Laboratory Accreditation Cooperation (ILAC) has facilitated the dual assessment of the WADA accredited laboratories under the ISO/IEC 17025 and International Standard for Laboratories (ISL) standards.

## Scientific Research

WADA's Scientific Research Program contributes to the development and implementation of a comprehensive range of detection means for doping substances and methods.

In 2012, WADA received 71 research project proposals from investigators, originating from 22 countries on five continents. Twenty-six projects were selected for funding, totaling \$3.2 million<sup>1</sup>. This brought WADA's total commitment to scientific research since 2001 to more than \$57 million.

In 2012, WADA's invaluable support for research activities in the field of anti-doping was cited in numerous conference presentations and in at least 21 publications.

The list of 2012 approved research projects can be found on WADA's Web site:



[wada-ama.org/en/Science-Medicine/Research/Funded-Research-Projects](http://wada-ama.org/en/Science-Medicine/Research/Funded-Research-Projects)

## Strategic Alliances

In 2012, collaboration with the pharmaceutical and biotechnology industries was further strengthened by a conference in Paris hosted by the Ministry of Sports, Youth, Non Formal Education and Voluntary Organizations of France, and co-organized by WADA, UNESCO and the Council of Europe. 'The International Conference on the Pharmaceutical Industry and the Fight against Doping: New Partnerships for Clean Sport' offered senior representatives from the industry and from the anti-doping movement the opportunity to discuss joint strategies to further prevent abuse of drugs in development by the athlete population with the full support of public authorities. Practical tools and concrete examples of such collaborations were presented.

Working relationships continue with the International Federation of Pharmaceutical Manufacturers and Associations (IFPMA). It is expected that more collaboration agreements between companies and WADA will be completed in 2013.

A summary of the Paris conference is available on WADA'S web site:



[wada-ama.org/en/Anti-Doping-Community/Pharmaceutical-Industry](http://wada-ama.org/en/Anti-Doping-Community/Pharmaceutical-Industry)

**IN 2012, WADA'S INVALUABLE SUPPORT FOR RESEARCH ACTIVITIES IN THE FIELD OF ANTI-DOPING WAS CITED IN NUMEROUS CONFERENCE PRESENTATIONS AND IN AT LEAST 21 PUBLICATIONS.**

<sup>1</sup> All amounts in this annual report are in U.S. dollars unless otherwise indicated.

# MEDICINE

**WADA CONTINUED TO FOCUS ON ALL MATTERS RELATED TO ATHLETE HEALTH, FURTHER DEVELOPING A BROADER UNDERSTANDING OF THE DANGERS OF DOPING. WADA'S GOAL IS TO PROMOTE CLEAN AND FAIR COMPETITION, AND THE MEDICAL DEPARTMENT OVERSEES PROCESSES IN PLACE TO HELP ENSURE THAT ATHLETES WHO SUFFER FROM MEDICAL CONDITIONS CAN CONTINUE TO PARTICIPATE IN SPORT.**

## Therapeutic Use Exemptions

Athletes with legitimate, documented medical conditions are permitted to apply for a Therapeutic Use Exemption (TUE) for a prohibited substance or method. The main objective of WADA's International Standard for TUE (ISTUE) is to ensure that the process of granting of TUEs is harmonized across all sports and countries. As part of its monitoring role, WADA screens TUEs granted by Anti-Doping Organizations (ADOs).

In 2012, further work was done to refine documentation provided by the Medical Information to Support the Decisions of TUE Committees in areas such as musculoskeletal conditions, ADHD (attention deficit hyperactivity disorder), androgen deficiency and infertility. This is done in conjunction with the WADA TUE Expert Group and involved consultation with appropriate specialists worldwide.

## Athlete Biological Passport

The fundamental principle of the Athlete Biological Passport (ABP) is based on the understanding that the long-term monitoring of selected athlete's biological variables will indirectly reveal the effects of doping, as opposed to more traditional direct detection methods. The ABP can be a means to detect an anti-doping rule violation under Article 2.2 (Use or Attempted Use by an Athlete of a Prohibited Substance or a Prohibited Method) of the World Anti-Doping Code (Code). The information obtained from an athlete's profile also serves a valuable role in supporting more intelligent targeting of athletes for conventional doping control.

The ABP Operating Guidelines came into effect on January 1, 2012. The Guidelines, together with accompanying technical documentation, harmonize protocols for the collection, transportation and analysis of blood samples, and results management. The Guidelines also provide an overview of the scientific principles behind the ABP blood module and offer practical advice on the implementation of this type of program. ADOs implementing the ABP program receive direct assistance from WADA.

WADA continued to further refine the ABP hematological passport module, based on input from internal and external discussions. Given the increasing number of ADOs implementing the ABP, WADA held meetings with hematological experts, medical doctors and anti-doping administrators to advance this module. The September 2012 integration of the ABP software into ADAMS proved a major success, significantly improving the ability for ADOs to manage and react to atypical values in real-time once laboratory results are entered into ADAMS. The integration also decreased the amount of manual data entry required by ADOs, while enabling WADA to fulfill its monitoring role as required under the Code.

Work continues on the ABP, particularly the steroid and endocrine modules, with the goal to launch the initial version of the steroid module in 2013.



[wada-ama.org/passport](http://wada-ama.org/passport)

**THE INFORMATION OBTAINED FROM AN ATHLETE'S PROFILE ALSO SERVES A VALUABLE ROLE IN SUPPORTING MORE INTELLIGENT TARGETING OF ATHLETES FOR CONVENTIONAL DOPING CONTROL.**



# EDUCATION

## WADA'S MAIN FOCUS IN 2012 WAS TO FURTHER BUILD PARTNERSHIPS FOR THE SUCCESSFUL DEVELOPMENT AND IMPLEMENTATION OF EDUCATION PROGRAMS.

### Youth Programs


Through its Play True Generation Program, WADA challenges young athletes and young people in general to be a generation that completely rejects doping. The Program provides a framework for young athletes, their coaches and encourages to be leaders in promoting and ensuring clean sport. The Program was in operation at the 2012 Winter Youth Olympic Games in Innsbruck, Austria, where approximately 900 athletes, coaches and officials took part in the activities at WADA's Play True Generation Center. This included 70 percent of all athletes who participated in the International Olympic Committee (IOC) Commission for Culture and Olympic Education Conference. The Program was also operational at the South American School Games held late 2012 in Natal, Brazil.

### CoachTrue

CoachTrue, a computer-based anti-doping learning tool for coaches, continued to see an increase in users. At the end of 2012, more than 2,000 users representing 164 countries and 75 sports were using CoachTrue. The tool provides anti-doping education to coaches and is now available as a part of the package provided to organizations that sign up for WADA's Outreach Model. WADA continued to work with the International Council for Coach Education (ICCE) to incorporate CoachTrue into their global coaching framework. During the 2012 London Olympic and Paralympic Games, CoachTrue was used at the ICCE Global Coaching House.

### Social Science Research

WADA's Social Science Research Program continued to provide valuable insight into how to make preventive education programs more effective. In response to its 2012 Social Science Research Grant 'Call for Proposals,' WADA received 34 applications from 25 countries. Four of these projects were funded. Final reports from the Social Science Research Program can be found on WADA's Web site.

 [wada-ama.org/en/Education-Awareness/Social-Science](http://wada-ama.org/en/Education-Awareness/Social-Science)

### Education Partnership Group


In 2012, WADA commenced discussions with several international organizations on the possibility of partnering to develop a single resource kit that could incorporate common and individual messages, thereby minimizing the demand on educators to implement multiple programs. Organizations planning to join the partnership include: United Nations Educational, Scientific and Cultural Organization (UNESCO), International Olympic Committee (IOC), International Paralympic Committee (IPC), International Council for Sport Science and Physical Education (ICSSPE) and International Fair Play Committee (IFPC).

### University Project

In 2012, WADA commenced a partnership with the International University Sports Federation (FISU) and the Gwangju 2015 Summer Universiade Organizing Committee to develop a University anti-doping e-Textbook. The objectives of the e-Textbook are to raise social awareness of the fight against doping in sport among first year students, and to educate future practitioners, athletes, coaches and all leaders of sport, on the dangers of doping and their role in the fight against doping in sport.

### Digital Library

The Education Digital Library was launched on the Web site in 2012, allowing stakeholders to search materials by target group, topic and/or method of delivery. The Library also enables stakeholders to preview materials like Tool Kits, videos and leaflets prior to download.

 [library.wada-ama.org](http://library.wada-ama.org)

### Education Symposium

In partnership with the Chinese Anti-Doping Agency (CHINADA), WADA held an Education Symposium in Shanghai, China. The objective of the symposium was for education experts to share their expertise and experiences to further develop models and resource materials for use by all Anti-Doping Organizations in the Asian Region.

### Resources

- Training Tool Kits for Coaches, Teachers, Program Officers, Doping Control Officers and Physicians
- Dangers of Doping Leaflet
- Choose Your Own Adventure Book Series
- Doping Control Video
- Youth Zone
- CoachTrue
- Play True Challenge
- At-a-Glance Series

 [wada-ama.org/en/Education-Awareness](http://wada-ama.org/en/Education-Awareness)

THROUGH ITS PLAY TRUE GENERATION PROGRAM, WADA CHALLENGES YOUNG ATHLETES AND YOUNG PEOPLE IN GENERAL TO BE A GENERATION THAT COMPLETELY REJECTS DOPING.

# ANTI-DOPING COMMUNITY

## International Federations

In 2012, WADA continued to actively support International Sport Federations (IFs) in their anti-doping work, particularly in the areas of anti-doping programs and better practice. The Agency, mainly through its European Regional Office based in Lausanne, Switzerland, provided daily guidance, support and advice to IFs, focusing on the quality of anti-doping programs.

WADA's IF Relations Team continued to work closely with the SportAccord Doping-Free Sport Unit (DFSU), the IF umbrella organization, in all areas of anti-doping, including compliance of SportAccord Member IFs with the World Anti-Doping Code and the Code Review Process.

2012 was also the first year in which the Lausanne-based IF Relations Team took full responsibility for the organization of the annual WADA Anti-Doping Organization Symposium. The 2012 edition of the Lausanne Symposium attracted a record 280 participants representing IFs, National (NADOs) and Regional Anti-Doping Organizations (RADOs), and Major Event Organizations (MEOs) from all regions of the world.

The theme of the two-day symposium, 'Working Together to Further Improve the Fight against Doping in Sport', provided a very good opportunity for Anti-Doping Organizations (ADOs) to discuss anti-doping strategies and to recognize the need for further improvement in the quality of the work done by the anti-doping community to effectively protect clean athletes as challenges become more sophisticated.

## National Anti-Doping Organizations

National Anti-Doping Organizations (NADOs) have also received WADA's assistance where it worked directly with Brazil, Ghana, Russia and Turkey to support the development of their anti-doping programs. The assistance provided varied from country to country, and also involved the engagement and aid of other well-established NADOs.

## Regional Anti-Doping Organizations

Regional Anti-Doping Organizations continue to provide an effective mechanism for WADA to assist smaller and less developed countries. In 2012, WADA worked directly with 121 countries to maintain 15 RADOs in Africa (six), Asia (five), Americas (two), Oceania (one), and Europe (one).

Support received from National Anti-Doping Organizations, International Federations and Continental Olympic Associations contributed significantly to the development of the RADOs. WADA again received funding for specific RADOs/regions from various governments, including the Australian Government (Oceania RADO); the Japanese Government (Asian RADOs); and the Conférence des Ministres de la Jeunesse et des Sports de la Francophonie (CONFEJES) for French-speaking African RADOs.

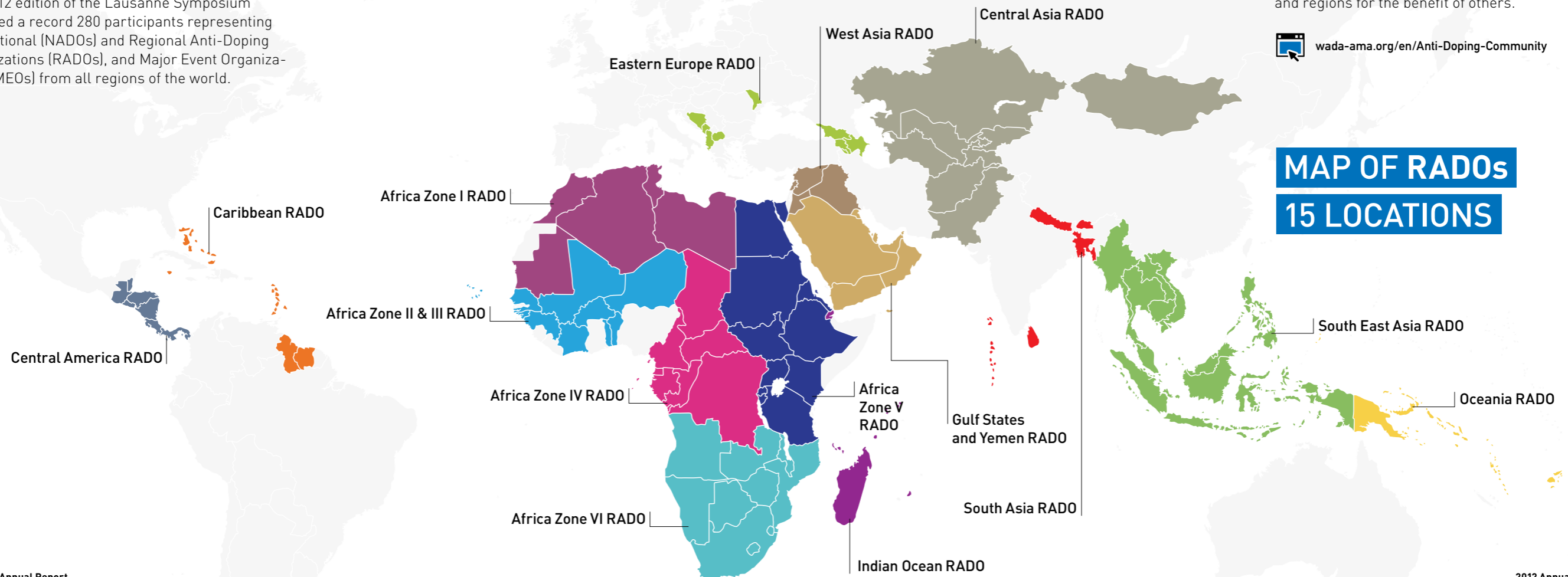
2012 was an important year for WADA's Program Development activities associated with RADOs. The Agency provided direct funding to help staff various RADO offices located in West Asia and Africa Zones V and VI. WADA also provided out-of-competition testing support to all RADOs.

The 2<sup>nd</sup> RADO Conference, hosted by the Olympic Council of Asia, was held in Kuwait in January, followed by the inaugural meeting of the RADO Ad Hoc Working Group in Lausanne in March. The two meetings produced valuable input on the future direction of the overall RADO program.

Several RADOs were invited to send Doping Control Officers (DCOs) to the 2012 London Olympic and Paralympics Games. Approximately 17 DCOs from 11 countries and five RADOs took part in the testing program of the Games, and this valuable experience will be transferred back to their respective countries and regions for the benefit of others.

[wada-ama.org/en/Anti-Doping-Community](http://wada-ama.org/en/Anti-Doping-Community)

## MAP OF RADOs 15 LOCATIONS





# IO MISSIONS

**WADA'S INDEPENDENT OBSERVER (IO) PROGRAM HELPS ENHANCE ATHLETE AND PUBLIC CONFIDENCE AT MAJOR SPORTING EVENTS BY RANDOMLY MONITORING AND REPORTING ON ALL PHASES OF THE DOPING CONTROL AND RESULTS MANAGEMENT PROCESSES. INDIVIDUALS SERVING ON WADA'S IO TEAMS ARE EXPERTS RECRUITED FROM AROUND THE WORLD IN VARIOUS FIELDS PERTINENT TO ANTI-DOPING.**

Since its launch at the 2000 Olympic Games in Sydney by invitation of the International Olympic Committee (IOC), the IO program has monitored the anti-doping programs of 40 major events, including the 2012 Olympic and Paralympic Games in London.

The IO Mission for the London Olympic Games was chaired by Mr. René Bouchard, former deputy representing the Canadian Government on WADA's Executive Committee and Foundation Board. The IO Team consisted of external experts and members of WADA management, all of whom have extensive anti-doping expertise and experience. The event represented the program's seventh IOC invitation.

As with the Vancouver 2010 Olympic Games, the London IO Mission was conducted as an audit. The program format followed a system of evaluation, whereby any procedural non-conformity was readily identified and the event organizer advised at daily meetings with the IO Chair. Need for corrective action could then be suggested, with the opportunity to make improvements during the event possible. Daily reporting, as opposed to simply providing a single report post-event, was again well received by those on site in London who benefitted from the opportunity for immediate feedback. A final summary report was also provided and published on WADA's Web site.

The 2012 Paralympic Games in London represented the IO program's sixth invitation from the International Paralympic Committee (IPC). The five-member IO Team was chaired by Mr. Anders Solheim, Chief Executive Officer of Anti-Doping Norway. The London Games also represented the third application of the audit approach with the IPC, the first being in Beijing in 2008. The Mission's final report was issued shortly after the Games concluded.



[wada-ama.org/independentobservers](http://wada-ama.org/independentobservers)

**SINCE ITS LAUNCH AT THE 2000 OLYMPIC GAMES IN SYDNEY BY INVITATION OF THE IOC, THE IO PROGRAM HAS MONITORED THE ANTI-DOPING PROGRAMS OF 40 MAJOR EVENTS, INCLUDING THE 2012 OLYMPIC AND PARALYMPIC GAMES IN LONDON.**

# OOC TESTING

**IN 2012, WADA MANAGED AN INDEPENDENT OUT-OF-COMPETITION TESTING (OOCT) PROGRAM TO COMPLEMENT THE WORLDWIDE DOPING CONTROL PROGRAMS OF 40 INTERNATIONAL FEDERATIONS (IFS) AND TO ASSIST WITH REGIONAL ANTI-DOPING ORGANIZATION (RADO) PROGRAM DEVELOPMENT.**

Testing was carried out on WADA's behalf by a number of sample collection agencies. The purpose of the program was to conduct testing in areas of the world and in sports with minimal or insufficient anti-

doping programs. Additionally, the program sought to support the progress of RADOs, and to target test athletes at highest risk for doping based on credible intelligence and information.

WADA's 2012 OOCT Program conducted more than 900 tests, including blood collection for the analysis of human growth hormone (hGH), blood transfusions, Continuous Erythropoietin Receptor Activator (CERA), and hemoglobin-based oxygen carriers (HBOCs). The majority of tests also included analysis for erythropoietin (EPO) and isotope ratio mass spectrometry (IRMS). Where possible, insulin tests were also performed. Final statistics show that the program completed 619 urine and 293 blood tests in 57 countries, on 619 athletes of 62 different nationalities. With WADA's support and cooperation, RADOs also tested 282 athletes.

Forty International Sport Federations (IFs) were allocated tests under the 2012 Program. All tests were carried out in accordance with the rules of each relevant IF and the International Standard for Testing (IST).



**STAY**  
**TO DOPING**  
WORLD ANTI-DOPING



# 2012 FINANCE OVERVIEW

## WADA EXPERIENCED A CONSECUTIVE RECORD-BREAKING YEAR IN CONTRIBUTIONS, WITH 99.56 PERCENT OF THE PUBLIC AUTHORITY'S BUDGET ALLOCATION RECEIVED BY DECEMBER 31, 2012.

In addition to the annual \$1.7 million<sup>1</sup> grant from the Canadian Government for hosting the Agency in Montreal, WADA also received \$376,943 in grants from other countries and organizations. WADA is grateful for the support received from its stakeholders.

The annual accounts show a deficit of \$770,600, which is lower than the budgeted deficit. This

was due to an excellent collection rate and savings of 1 percent on the expenditure budget. The strengthening of the US dollar against the Canadian dollar and the Swiss franc also contributed to improved results.

Capital expenditure of \$1.6 million was incurred. Development of the Athlete Biological Passport in ADAMS and other enhancements to ADAMS in preparation for the 2012 Olympic and Paralympic Games represent the major investment. The ongoing development of ADAMS remains a priority for WADA.

Income from investments was lower by 7.9 percent over 2011, or 12 percent lower than budgeted, due to prolonged low interest rates in the market

and WADA's conservative investment policy of not investing funds in speculative financial products. Litigation costs were maintained at budgeted levels.

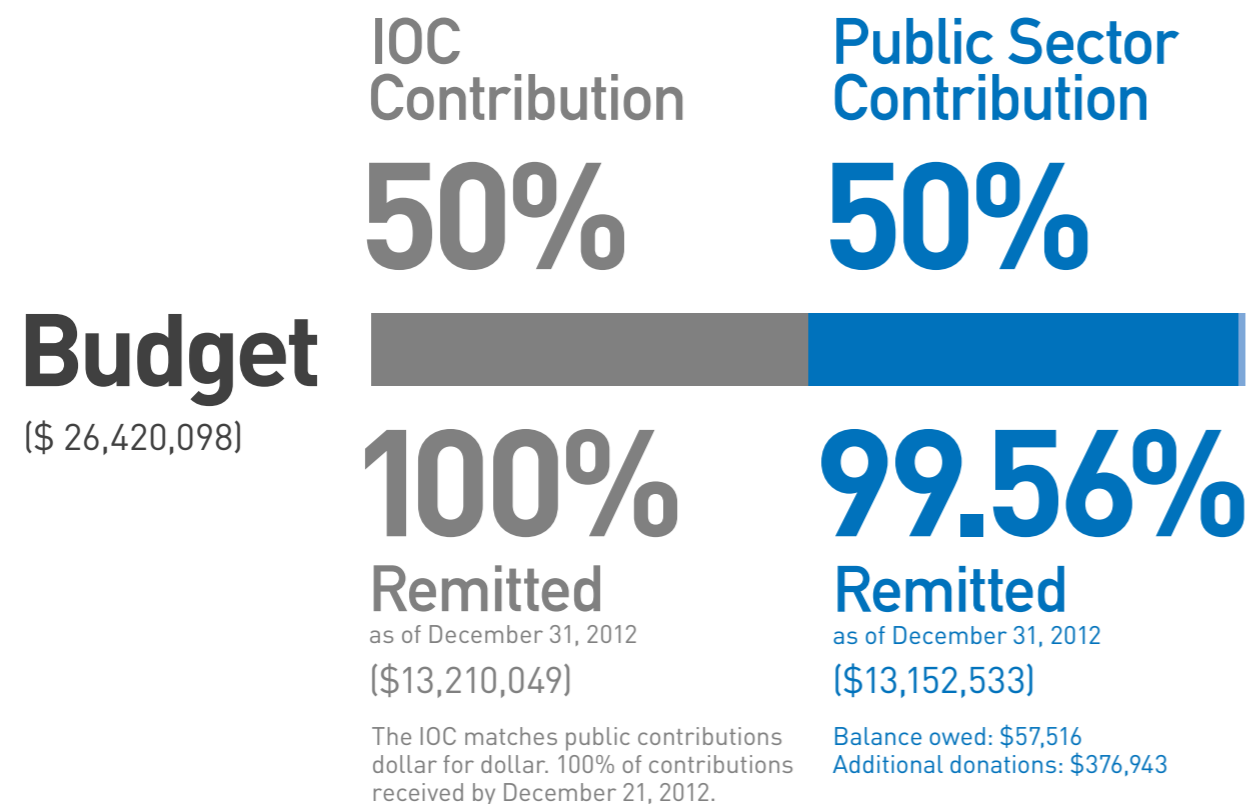
Consultancy (legal) fees for the drafting of the revised World Anti-Doping Code were slightly above budget. Development of the Code will continue into 2013 and conclude at the World Conference on Doping in Sport in November 2013.

WADA was present at both the Olympic and Paralympic Games in London. The WADA programs were considered a success and costs were under the projected budget.

WADA's IT costs ran slightly above budget due to transition costs for the new service provider of IT managed services.


WADA continued dialogues with its European partners on data protection issues. This issue remains at the forefront of discussions, as the matter still remains unresolved. Budget was and continues to be allocated.

The overall financial position of the Agency remains stable. However, cash reserves used to cover deficits are depleting. Income must increase or activities be reduced for WADA to continue to meet its obligations under the World Anti-Doping Code.



## Public Sector Contributions by Region

Invoiced and remitted as of December 31, 2012, for Budget Year 2012



<sup>1</sup> All amounts in this annual report are in U.S. dollars unless otherwise indicated.

<sup>1</sup> All amounts in this annual report are in U.S. dollars unless otherwise indicated.

# FINANCIAL STATEMENTS



Report of the statutory auditor  
to the Foundation Board of  
World Anti-Doping Agency  
Lausanne

PricewaterhouseCoopers SA  
avenue C.-F. - Ramuz 45  
Case postale  
1001 Lausanne  
Tel: +41 (58) 792 81 00  
Fax: +41 (58) 792 81 10  
www.pwc.ch

## Report of the statutory auditor on the financial statements

As statutory auditor, we have audited the accompanying financial statements of World Anti-Doping Agency, which comprise the balance sheet, statement of activities, statement of cash flows, statement of comprehensive loss and changes in equity and notes, for the year ended 31 December 2012.

### *Foundation Board's Responsibility*

The Foundation Board is responsible for the preparation and fair presentation of the financial statements in accordance with the International Financial Reporting Standards (IFRS), the requirements of Swiss law and the Foundation's deed. This responsibility includes designing, implementing and maintaining an internal control system relevant to the preparation and fair presentation of financial statements that are free from material misstatement, whether due to fraud or error. The Foundation Board is further responsible for selecting and applying appropriate accounting policies and making accounting estimates that are reasonable in the circumstances.

### *Auditor's Responsibility*

Our responsibility is to express an opinion on these financial statements based on our audit. We conducted our audit in accordance with Swiss law and Swiss Auditing Standards as well as the International Standards on Auditing. Those standards require that we plan and perform the audit to obtain reasonable assurance whether the financial statements are free from material misstatement.

An audit involves performing procedures to obtain audit evidence about the amounts and disclosures in the financial statements. The procedures selected depend on the auditor's judgment, including the assessment of the risks of material misstatement of the financial statements, whether due to fraud or error. In making those risk assessments, the auditor considers the internal control system relevant to the entity's preparation and fair presentation of the financial statements in order to design audit procedures that are appropriate in the circumstances, but not for the purpose of expressing an opinion on the effectiveness of the entity's internal control system. An audit also includes evaluating the appropriateness of the accounting policies used and the reasonableness of accounting estimates made, as well as evaluating the overall presentation of the financial statements. We believe that the audit evidence we have obtained is sufficient and appropriate to provide a basis for our audit opinion.

### *Opinion*

In our opinion, the financial statements for the year ended 31 December 2012 give a true and fair view of the financial position, the results of operations and the cash flows in accordance with the International Financial Reporting Standards (IFRS) and comply with Swiss law and the Foundation's deed.

## Report on other legal requirements

We confirm that we meet the legal requirements on licensing according to the Auditor Oversight Act (AOA) and independence (article 83b, paragraph 3 CC in connection with article 728 CO) and that there are no circumstances incompatible with our independence.

In accordance with article 83b, paragraph 3 CC in connection with article 728a paragraph 1, item 3 CO and Swiss Auditing Standard 890, we confirm that an internal control system exists which has been designed for the preparation of financial statements according to the instructions of the Foundation's Board.

We recommend that the financial statements submitted to you be approved.

PricewaterhouseCoopers SA

**Pierre-Alain Dévaud**  
Audit expert  
Auditor in charge

**David Albasini**  
Audit expert

Lausanne, 30 May 2013

### Enclosure:

- financial statements (balance sheet, statement of activities, statement of cash flows, statement of comprehensive loss and changes in equity and notes)

## Balance Sheet as at 31 December 2012

(in Swiss Francs with audited US Dollar figures as complementary information – Note 2a)

	Notes	2012 USD	2011 USD	2012 CHF	2011 CHF
<b>Assets</b>					
<b>Current assets</b>					
Cash and cash equivalents	4	16,276,161	16,070,589	14,874,783	15,080,496
Available-for-sale investments	5b	3,562,903	2,688,395	3,256,138	2,522,766
Receivables	6	382,300	452,718	349,384	424,827
Other current assets	7	3,343,504	2,882,696	3,055,629	2,705,095
		23,564,868	22,094,398	21,535,934	20,733,184
<b>Non-current assets</b>					
Available-for-sale investments	5b	7,833,447	9,008,613	7,158,987	8,453,601
Fixed assets	8	674,492	629,753	616,418	590,954
Intangible assets	9	3,197,823	3,133,138	2,922,490	2,940,109
		11,705,762	12,771,504	10,697,895	11,984,664
<b>Total Assets</b>		<b>35,270,630</b>	<b>34,865,902</b>	<b>32,233,829</b>	<b>32,717,848</b>
<b>Liabilities and Equity</b>					
<b>Current liabilities</b>					
Accounts payable		1,019,573	1,043,876	931,788	979,564
Accrued expenses	10	2,577,027	2,455,273	2,355,145	2,304,008
Advance contributions		2,592,510	1,474,339	2,369,295	1,383,507
<b>Total Liabilities</b>		<b>6,189,110</b>	<b>4,973,488</b>	<b>5,656,228</b>	<b>4,667,079</b>
<b>Equity</b>					
Foundation capital	11	5,474,651	5,328,271	5,000,000	5,000,000
Cumulative translation adjustment on USD Foundation capital		(1,468,151)	(1,321,771)	-	-
Cumulative translation adjustment		-	-	(9,893,183)	(9,285,379)
Litigation reserve	12a	1,500,000	1,500,000	1,370,850	1,407,587
Operation reserve	12b	2,400,000	2,400,000	2,193,360	2,252,138
Cumulative fair value gain on available-for-sale investments		349,525	389,819	319,432	365,803
Excess of income over expenses brought forward		20,825,495	21,596,095	27,587,142	28,310,620
<b>Total Equity</b>		<b>29,081,520</b>	<b>29,892,414</b>	<b>26,577,601</b>	<b>28,050,769</b>
<b>Total Liabilities and Equity</b>		<b>35,270,630</b>	<b>34,865,902</b>	<b>32,233,829</b>	<b>32,717,848</b>

\*Notes 1 to 20 are an integral part of the financial statements.\*

## Statement of Activities for the year ended 31 December 2012

(in Swiss Francs with audited US Dollar figures as complementary information – Note 2a)

	Notes	2012 USD	2011 USD	2012 CHF	2011 CHF
<b>Income</b>					
Annual contributions	13	26,511,321	26,492,689	24,890,202	23,588,027
Grants	14	2,042,251	2,077,201	1,917,371	1,849,456
Other	15	290,759	188,979	272,980	168,259
<b>Total income</b>		<b>28,844,331</b>	<b>28,758,869</b>	<b>27,080,553</b>	<b>25,605,742</b>
<b>Operating expenses</b>					
Salaries and other personnel costs	16	9,725,347	9,436,860	9,130,660	8,402,196
Travel and accommodation		3,632,684	3,580,896	3,410,552	3,188,286
Information and communications		230,320	179,474	216,236	159,796
Testing fees		907,701	1,441,166	852,197	1,283,157
Accreditation fees		429,528	448,386	403,263	399,225
Research grants	17	5,718,427	4,887,468	5,368,755	4,351,606
Other grants		328,446	226,838	308,363	201,968
Education		43,035	32,786	40,404	29,192
Project consulting fees		2,642,250	2,489,438	2,480,682	2,216,497
Administration		2,909,712	3,053,933	2,731,788	2,719,098
IT costs		2,166,446	1,892,865	2,033,971	1,685,332
Depreciation of fixed and intangible assets		1,554,090	1,579,138	1,459,060	1,406,001
<b>Total operating expenses</b>		<b>30,287,986</b>	<b>29,249,248</b>	<b>28,435,931</b>	<b>26,042,354</b>
<b>Excess of operating expenses over income before financial income</b>		<b>(1,443,655)</b>	<b>(490,379)</b>	<b>(1,355,378)</b>	<b>(436,612)</b>
<b>Financial income (expenses)</b>					
Interest		441,730	479,396	414,719	426,835
Losses from disposal of available-for-sale investments		(2,069)	-	(1,942)	-
Bank fees		(80,517)	(134,168)	(75,593)	(119,459)
Net gains (losses) on exchange rates		313,911	(330,757)	294,716	(294,494)
		673,055	14,471	631,900	12,882
<b>Excess of expenses over income for the year</b>		<b>(770,600)</b>	<b>(475,908)</b>	<b>(723,478)</b>	<b>(423,730)</b>

\*Notes 1 to 20 are an integral part of the financial statements.\*

## Statement of Cash Flows for the year ended 31 December 2012

(in Swiss Francs with audited US Dollar figures as complementary information – Note 2a)

	2012 USD	2011 USD	2012 CHF	2011 CHF
<b>Operating activities</b>				
Excess of expenses over income for the year	(770,600)	(475,908)	(723,478)	(423,730)
Depreciation of fixed and intangible assets	1,554,090	1,579,138	1,459,060	1,406,001
Interest	(441,730)	(479,396)	(414,719)	(426,835)
Losses from disposal of available-for-sale investments	2,069	-	1,942	-
Changes in				
Receivables	70,418	(149,911)	66,112	(133,475)
Other current assets	(511,967)	34,193	(480,661)	30,443
Accounts payable	(86,983)	474,482	(81,664)	422,460
Accrued expenses	121,754	(29,126)	114,309	(25,933)
Advance contributions	1,118,171	35,698	1,049,797	31,784
<b>Net cash provided by operating activities</b>	<b>1,055,222</b>	<b>989,170</b>	<b>990,698</b>	<b>880,715</b>
<b>Investing activities</b>				
Purchase of fixed assets	(288,984)	(410,766)	(271,314)	(365,730)
Purchase of intangible assets	(1,311,850)	(1,422,506)	(1,231,633)	(1,266,542)
Interest received	492,889	509,857	462,750	453,957
Purchase of investments	(2,703,410)	-	(2,538,103)	-
Proceeds from sale of investments	2,961,705	1,422,094	2,780,605	1,266,176
<b>Net cash provided by (used in) investing activities</b>	<b>(849,650)</b>	<b>98,679</b>	<b>(797,695)</b>	<b>87,861</b>
<b>Increase in cash and cash equivalents</b>	<b>205,572</b>	<b>1,087,849</b>	<b>193,003</b>	<b>968,576</b>
<b>Currency translation impact</b>	<b>-</b>	<b>-</b>	<b>(398,716)</b>	<b>116,528</b>
<b>Cash and cash equivalents at beginning of year</b>	<b>16,070,589</b>	<b>14,982,740</b>	<b>15,080,496</b>	<b>13,995,392</b>
<b>Cash and cash equivalents at end of year</b>	<b>16,276,161</b>	<b>16,070,589</b>	<b>14,874,783</b>	<b>15,080,496</b>

## Statement of Comprehensive Loss and Changes in Equity for the year ended 31 December 2012

(in Swiss Francs with audited US Dollar figures as complementary information – Note 2a)

	Foundation capital USD	Cumulative translation adjustment on Foundation capital USD	Litigation reserve USD	Operation reserve USD	Cumulative fair value gain (loss) on available- for-sale investments USD	Excess of income over expenses brought forward USD	Total USD
<b>Balance as at 31 December 2010</b>	<b>5,352,741</b>	<b>(1,346,241)</b>	<b>1,500,000</b>	<b>2,400,000</b>	<b>376,371</b>	<b>22,072,003</b>	<b>30,354,874</b>
Excess of expenses over income for the year	-	-	-	-	-	(475,908)	(475,908)
Fair value gain on available-for-sale investments	-	-	-	-	13,448	-	13,448
Exchange movement	(24,470)	24,470	-	-	-	-	-
Total comprehensive loss for the year							(462,460)
<b>Balance as at 31 December 2011</b>	<b>5,328,271</b>	<b>(1,321,771)</b>	<b>1,500,000</b>	<b>2,400,000</b>	<b>389,819</b>	<b>21,596,095</b>	<b>29,892,414</b>
Excess of expenses over income for the year	-	-	-	-	-	(770,600)	(770,600)
Fair value gain on available-for-sale investments	-	-	-	-	(40,294)	-	(40,294)
Exchange movement	146,380	(146,380)	-	-	-	-	-
Total comprehensive loss for the year							(810,894)
<b>Balance as at 31 December 2012</b>	<b>5,474,651</b>	<b>(1,468,151)</b>	<b>1,500,000</b>	<b>2,400,000</b>	<b>349,525</b>	<b>20,825,495</b>	<b>29,081,520</b>
	Foundation capital CHF	Cumulative translation adjustment CHF	Litigation reserve CHF	Operation reserve CHF	Cumulative fair value gain (loss) on available- for-sale investments CHF	Excess of income over expenses brought forward CHF	Total CHF
<b>Balance as at 31 December 2010</b>	<b>5,000,000</b>	<b>(9,374,395)</b>	<b>1,401,152</b>	<b>2,241,842</b>	<b>351,569</b>	<b>28,734,350</b>	<b>28,354,518</b>
Excess of expenses over income for the year	-	-	-	-	-	(423,730)	(423,730)
Fair value gain on available-for-sale investments	-	-	-	-	14,234	-	14,234
Exchange movement	-	89,016	6,435	10,296	-	-	105,747
Total comprehensive loss for the year							(303,749)
<b>Balance as at 31 December 2011</b>	<b>5,000,000</b>	<b>(9,285,379)</b>	<b>1,407,587</b>	<b>2,252,138</b>	<b>365,803</b>	<b>28,310,620</b>	<b>28,050,769</b>
Excess of expenses over income for the year	-	-	-	-	-	(723,478)	(723,478)
Fair value gain on available-for-sale investments	-	-	-	-	(46,371)	-	(46,371)
Exchange movement	-	(607,804)	(36,737)	(58,778)	-	-	(703,319)
Total comprehensive loss for the year							(1,473,168)
<b>Balance as at 31 December 2012</b>	<b>5,000,000</b>	<b>(9,893,183)</b>	<b>1,370,850</b>	<b>2,193,360</b>	<b>319,432</b>	<b>27,587,142</b>	<b>26,577,601</b>

\*Notes 1 to 20 are an integral part of the financial statements.\*

\*Notes 1 to 20 are an integral part of the financial statements.\*

## Notes to Financial Statements

31 December 2012

## 1 Activity

The World Anti-Doping Agency ("WADA" or the "Agency"), domiciled in Lausanne, Switzerland, is a not-for-profit foundation constituted in Lausanne on 10 November 1999 under the Swiss Civil Code. On 2 June 2002, the Head Office of WADA was officially moved to Montréal, Canada, in accordance with the vote of the Foundation Board on 21 August 2001 in Tallinn, Estonia, the office in Lausanne therefore becoming a branch office. However, WADA remains a Swiss foundation with its registered office in Lausanne, Switzerland.

The mission of WADA is to promote and coordinate, at an international level, the fight against doping in sports in all its forms. The Agency cooperates with intergovernmental organizations and governments (hereafter "Public Authorities") and other public and private organizations devoted to fighting against doping in sports, including the International Olympic Committee, the International Sports Federations, the National Olympic Committees and athletes.

Effective 1 January 2002, the financing of WADA is provided equally by the Olympic Movement and the Public Authorities involved in the mission of WADA. Previously, the financing was exclusively provided by the Olympic Movement.

## 2 Basis of presentation and summary of significant accounting policies

## a) Basis of presentation

These financial statements have been approved by the Foundation Board of WADA on 12 May 2013 and cannot be amended after issuance. The financial statements of WADA for the year ended 31 December 2012 have been prepared in accordance with International Financial Reporting Standards ("IFRS"). WADA's financial statements are prepared in accordance with Swiss legal requirements.

The financial statements have been prepared under the historical cost principle, except for available-for-sale investments which are shown at fair value. The preparation of financial statements in conformity with IFRS requires the use of certain critical accounting estimates. It also requires management to exercise its judgment in the process of applying WADA's accounting policies. In particular, areas involving a higher degree of judgment or complexity are the definition of the functional currency and the research grant recognition described below.

The functional currency is the US Dollar, as the majority of the activities (income and expenses) are based in US Dollars. The presentation currency is the Swiss Franc to fulfil Swiss legal requirements. Assets and liabilities are converted from US Dollars to Swiss Francs at the closing rate. The Foundation capital in Swiss Francs is kept at historical exchange rates. The Foundation capital is presented at closing rates in US Dollars. The resulting exchange differences are recorded as the exchange adjustment on USD Foundation capital in equity. The statement of activities is translated into Swiss Francs at the average exchange rate for the year. Any resulting exchange difference is recorded in the cumulative translation adjustment. The cash flow is converted into Swiss Francs at the average rate for the year. Any resulting exchange difference is shown separately on the statement of cash flows.

US Dollar figures are included as complementary information.

## b) Foreign currencies

Foreign currency income and expenses are accounted for at the exchange rates prevailing at the date of the transactions. Gains and losses resulting from the settlement of such transactions and from the translation of monetary assets and liabilities denominated in foreign currencies are recognized in the statement of activities. Non-monetary items that are carried at historical cost and denominated in a foreign currency are reported using the historical exchange rate at the date of the transaction.

## c) Cash and cash equivalents

Cash and cash equivalents comprise cash on hand and unrestricted deposits held with banks with original maturity of three months or less.

## Notes to Financial Statements

31 December 2012

## d) Financial instruments

The Agency classifies its financial assets in the following categories: held-to-maturity investments, loans and receivables and available-for-sale assets. The classification depends on the purpose for which the financial assets are acquired. Management determines the classification of its financial assets at initial recognition and re-evaluates this designation at every reporting date.

Held-to-maturity investments

Held-to-maturity investments are non-derivative financial assets with fixed or determinable payments and fixed maturities that WADA's management has the positive intention and ability to hold to maturity. Financial assets in this category are classified as current assets, except for investments with maturities greater than 12 months after the balance sheet date, which are classified as non-current assets.

Held-to-maturity investments are originally recognized at fair value and subsequently carried at amortized cost using the effective interest rate method.

Loans and receivables

Loans and receivables are non-derivative financial assets with fixed or determinable payments that are not quoted in an active market. They are included in current assets, except for assets with maturities greater than 12 months after the balance sheet date, which are classified as non-current assets. Loans and receivables are classified as Receivables on the balance sheet.

Loans and receivables are originally recognized at fair value and subsequently measured at amortized cost less provision for bad debts or impairment losses, as appropriate.

Available-for-sale assets

Available-for-sale assets are non-derivatives that are either designated in this category or not classified in any of the other categories. They are included in non-current assets unless management intends to dispose of the investment within 12 months of the balance sheet date. Available-for-sale assets are classified as Available-for-sale investments on the balance sheet.

Available-for-sale assets are initially recognized at fair value plus transaction costs and subsequently carried at fair value. Gains or losses arising from changes in the fair value are presented in equity in Cumulative fair value gain on available-for-sale investments.

When assets classified as available for sale are sold or impaired, the accumulated fair value adjustments recognized in equity are included in the statement of activities as Gains (losses) from disposal of available-for-sale investments. Interest on available-for-sale investments calculated using the effective interest rate method is recognized in the statement of activities as part of financial income.

WADA discloses the fair value measurements by level as per the following hierarchy:

- Quoted prices (unadjusted) in active markets for identical assets or liabilities (Level 1);
- Inputs other than quoted prices included within Level 1 that are observable for the asset or liability, either directly (prices) or indirectly (derived from prices) (Level 2); and
- Inputs for the asset or liability that are not based on observable market data (unobservable inputs) (Level 3).

Substantially all available-for-sale assets held by WADA are valued using quoted prices (unadjusted) in active markets (Level 1) at the balance sheet date.

WADA assesses at each balance sheet date whether there is objective evidence that a financial asset or group of financial assets is impaired. If any such evidence exists for available for sale assets, the cumulative loss – measured as the difference between the acquisition cost and the current fair value, less any impairment loss on that financial asset previously recognized in profit or loss – is removed from equity and recognized in the statement of activities.

Regular purchases and sales of investments are recognized on the settlement date. Investments are derecognized when the rights to receive cash flows from the investments have expired or have been transferred and WADA has transferred substantially all risks and rewards of ownership.

## Notes to Financial Statements

31 December 2012

## e) Fixed assets

Fixed assets are stated at cost less accumulated depreciation. Leasehold improvements are depreciated over the lower of the life of the lease and its useful life. Depreciation is calculated on a straight-line basis over the estimated useful life of the assets as follows:

Computer equipment.....	2.5 years
Office equipment.....	4 years
Leasehold improvements.....	5 years

## f) Intangible assets

Intangible assets comprise the Anti-Doping Administration & Management System software ("ADAMS"), which is stated at cost less accumulated depreciation. Depreciation is calculated on a straight-line basis over four years, which is the estimated useful life of the assets.

Acquired computer software licences are capitalized on the basis of the costs incurred to acquire and bring to use the specific software.

## g) Leases

The leasing of computer equipment and software where the Agency has substantially all the risks and rewards of ownership are classified as finance leases. Finance leases are capitalized at the inception of the lease at the lower of the fair value of the leased property and the present value of the minimum lease payments. Each lease payment is allocated between the liability and finance charges so as to achieve a constant rate on the finance balance outstanding. The interest element of the finance cost is charged to the statement of activities over the lease period. Leases where a significant portion of the risks and rewards of ownership is retained by the lessor are classified as operating leases, and such payments are charged to the statement of activities on a straight-line basis over the term of the lease. WADA does not currently hold any finance leases.

## h) Revenue recognition

Annual contributions

The annual contributions due from Public Authorities involved in the fight against doping in sports and the Olympic Movement are recognized as income in the period for which they are due. However, annual contributions which have not been paid by year-end when due are only recognized when they are received. Payments received in advance relating to the following year's activities are deferred and presented as advance contributions on the balance sheet.

Financial income

Interest income is recognized on an effective yield basis.

Grants

Grants are recorded as income when there is reasonable assurance that the grant will be received and WADA will comply with all attached conditions.

Other

Laboratory accreditation and re-accreditation fees are recognized on the date of payment, which is the date giving full effect to the accreditation.

## i) Income taxes

WADA is exempt from paying income taxes.

## Notes to Financial Statements

31 December 2012

## j) Research grants

Research grants are provided for specific research projects and paid by WADA on a yearly basis by an upfront payment of 80% of the granted amount and 20% payment upon completion of the yearly research project report. These grants cover a 12 month research period. They are expensed on a straight-line basis from the date the amount is granted as per contractual agreement.

## k) Standards, amendments and interpretations to published standards not yet effective

The standards, amendments or interpretations becoming effective in 2012 had no impact on the financial statements as at 31 December 2012. Certain standards, amendments and interpretations to existing standards have been published and are mandatory to WADA's accounting periods beginning on or after 1 January 2013 or later periods, but WADA has not early-adopted them. WADA currently believes that none of them will have a significant impact on its financial statements.

- Amendment to International Accounting Standard ("IAS") 1, Presentation of Financial Statements, regarding other comprehensive income. The main change resulting from this amendment is a requirement for entities to group items presented in other comprehensive income on the basis of whether they are potentially reclassifiable to profit or loss subsequently. This amendment is effective for annual periods beginning on or after 1 January 2013.
- IFRS 13, Fair Value Measurement, is a comprehensive standard for fair value measurement and disclosure requirements for use across all IFRS standards. The new standard clarifies that fair value is the price that would be received to sell an asset or paid to transfer a liability in an orderly transaction between market participants at the measurement date. It also establishes disclosures about fair value measurement. Under existing IFRS, guidance on measuring and disclosing fair value is dispersed among the specific standards requiring fair value measurements and in many cases does not reflect a clear measurement basis or consistent disclosures. IFRS 13 is effective for annual periods beginning on or after 1 January 2013.
- IFRS 9, Financial Instruments, addresses classification and measurement of financial assets and replaces the multiple category and measurement models in IAS 39, Financial Instruments: Recognition and Measurement, with a new mixed measurement model having only two categories: amortized cost and fair value through profit or loss. IFRS 9 also replaces the models for measuring equity instruments. Such instruments are recognized either at fair value through profit or loss or at fair value through other comprehensive income. Where such equity instruments are measured at fair value through other comprehensive income, dividends, to the extent that they do not clearly represent a return on investment, are recognized in profit or loss; however, other gains and losses (including impairments) associated with such instruments remain in accumulated comprehensive income indefinitely. IFRS 9 is effective for annual periods beginning on or after 1 January 2015.

WADA is currently assessing the impact of these new and amended standards on its financial statements.



## Notes to Financial Statements

31 December 2012

## 3 Financial risk management

## 1. Financial risk factors

Because of the international nature of its activities, WADA is exposed to the following financial risks: changes in foreign currency exchange rates, changes in interest rates, liquidity risk, credit risk and capital risk.

Risk management is carried out by management under policies approved by the Foundation Board. Management identifies, evaluates and hedges financial risks.

## a) Foreign currency exchange risk

WADA is exposed to foreign currency exchange risk mainly because most of its revenues are generated in US Dollars, whereas its operating expenses are essentially in US Dollars and Canadian Dollars. During the year ended 31 December 2012, WADA used price collars and bank deposits in US Dollars, Canadian Dollars, Swiss Francs and Euros to partly cover its currency exposure.

As at 31 December 2012, if the Canadian Dollar had weakened by 5% against the US Dollar, with all other variables held constant, excess of expenses over income for the year would have been CHF350,935 (USD383,997) higher (2011 – excess of expenses over income would have been CHF406,805 (USD433,514) higher), mainly as a result of foreign exchange loss on translation of cash and cash equivalents denominated in Canadian Dollars. Excess of expenses over income was more sensitive to movement in US Dollar exchange rates in 2011 than 2012 because of the higher amount of cash and cash equivalents denominated in Canadian Dollars.

As at 31 December 2012, if the Swiss Franc had weakened by 2% against the US Dollar, with all other variables held constant, excess of expenses over income for the year would have been CHF27,092 (USD29,645) higher (2011 – excess of expenses over income would have been CHF26,452 (USD28,188) higher), mainly as a result of foreign exchange loss on translation of cash and cash equivalents denominated in Swiss Francs.

## b) Interest rate risk

WADA is exposed to interest rate risk through the impact of rate changes on interest-bearing assets. As at 31 December 2012, WADA's interest-bearing assets were cash and cash equivalents and available for sale investments.

As at 31 December 2012, if interest rates had been 0.25% lower, with all other variables held constant, equity would have been CHF44,014 (USD48,161) higher (2011 – CHF59,358 (USD63,255) higher) as a result of an increase in the fair value of bonds classified as available for sale.

## c) Liquidity risk

WADA needs to maintain sufficient levels of cash and cash equivalents to finance its ongoing activities. In the absence of bank financing facilities, it is dependent on the receipt of contributions on a timely basis from stakeholders to meet its cash needs.

## Notes to Financial Statements

31 December 2012

## d) Credit risk

Substantially all of WADA's revenues are generated from contributions, which are recognized in the statement of activities at their payment date. Revenues generated from grants are considered to be fully collectible by WADA. WADA has policies which limit the amount of credit and investment exposures. WADA is exposed to minimal credit risk on accounts receivable, as a large portion is due from the Quebec government for sales taxes (Quebec sales tax). Cash and cash equivalents and available-for-sale investments are placed with major banks. The table below shows the balance held at the three major banks at the balance sheet date in the form of cash and term deposits.

Banks	Rating	2012		2011		
		Balance		Balance		
		USD	CHF	USD	CHF	
UBS	A	6,404,620	5,853,182	A	8,299,784	7,788,443
Lombard Odier Darier Hentsch	AA-	5,283,463	4,828,557	AA-	5,604,336	5,259,059
The Bank of Nova Scotia	AA-	4,539,570	4,148,713	AA-	2,130,093	1,998,860
		<u>16,227,653</u>	<u>14,830,452</u>		<u>16,034,213</u>	<u>15,046,362</u>

Available-for-sale investments represent mainly bonds issued by major corporations and government entities.

## e) Capital risk management

WADA's objective when managing capital is to maintain an appropriate level to develop new programs and participate in new activities. Foundation capital, litigation and operation reserves are considered for capital risk management.

## 2. Fair value estimation

As at 31 December 2012, the fair value of cash and cash equivalents, receivables, accounts payable and accrued expenses was not significantly different from their book value because of their maturity being close to the balance sheet date. As at 31 December 2012, no financial assets were impaired or past due.

## 4 Cash and cash equivalents

	2012 USD	2011 USD	2012 CHF	2011 CHF
Cash	9,174,483	6,837,060	8,384,560	6,415,836
Term deposits				
in US Dollars	3,460,000	2,494,522	3,162,094	2,340,837
in Canadian Dollars	2,433,274	5,622,495	2,223,769	5,276,098
in Swiss Francs	547,465	479,544	500,328	450,000
in Euros	660,939	636,968	604,032	597,725
	<u>16,276,161</u>	<u>16,070,589</u>	<u>14,874,783</u>	<u>15,080,496</u>

Cash and term deposits are held in major Swiss and Canadian banks. They are subject to current interest rates.

## Notes to Financial Statements

31 December 2012

## 5 Financial instruments

## a) Financial instruments by category

As at 31 December 2012	Loans and receivables		Available for sale		Total	
	USD	CHF	USD	CHF	USD	CHF
<b>Current assets</b>						
Cash and cash equivalents (note 4)	16,276,161	14,874,783	-	-	16,276,161	14,874,783
Available-for-sale investments (note 5b)	-	-	3,562,903	3,256,138	3,562,903	3,256,138
Receivables (note 6)	382,300	349,384	-	-	382,300	349,384
<b>Non-current assets</b>						
Available-for-sale investments (note 5b)	-	-	7,833,447	7,158,987	7,833,447	7,158,987
<b>Total</b>	<b>16,658,461</b>	<b>15,224,167</b>	<b>11,396,350</b>	<b>10,415,125</b>	<b>28,054,811</b>	<b>25,639,292</b>

As at 31 December 2011	Loans and receivables		Available for sale		Total	
	USD	CHF	USD	CHF	USD	CHF
<b>Current assets</b>						
Cash and cash equivalents (note 4)	16,070,589	15,080,496	-	-	16,070,589	15,080,496
Available-for-sale investments (note 5b)	-	-	2,688,395	2,522,766	2,688,395	2,522,766
Receivables (note 6)	452,718	424,827	-	-	452,718	424,827
<b>Non-current assets</b>						
Available-for-sale investments (note 5b)	-	-	9,008,613	8,453,601	9,008,613	8,453,601
<b>Total</b>	<b>16,523,307</b>	<b>15,505,323</b>	<b>11,697,008</b>	<b>10,976,367</b>	<b>28,220,315</b>	<b>26,481,690</b>

## b) Available-for-sale investments

	2012 USD	2011 USD	2012 CHF	2011 CHF
Bonds in US Dollars	7,820,507	9,301,343	7,147,161	8,728,297
Structured products in US Dollars	500,000	258,930	456,950	242,977
Bonds in Euros	1,491,896	1,845,778	1,363,445	1,732,061
Structured products in Euros	264,375	-	241,612	-
Bonds in Canadian Dollars	1,319,572	290,957	1,205,957	273,032
	<b>11,396,350</b>	<b>11,697,008</b>	<b>10,415,125</b>	<b>10,976,367</b>

Bonds bear interest at rates ranging from 1.25% to 5.37% and mature from January 2013 to April 2017. The structured products in US Dollars and Euros are capital guaranteed and will mature on 2 July 2015 and 9 September 2013 respectively.

## 6 Receivables

	2012 USD	2011 USD	2012 CHF	2011 CHF
Quebec sales tax receivable	282,235	270,940	257,935	254,248
Other receivables	75,074	154,392	68,610	144,880
Recoverable withholding taxes	2,391	4,840	2,185	4,542
Rental deposits and guarantees	22,600	22,546	20,654	21,157
	<b>382,300</b>	<b>452,718</b>	<b>349,384</b>	<b>424,827</b>

The rental deposit is for the Uruguay office amounting to CHF20,654 (USD22,600) (2011 – CHF21,157 (USD22,546)).

## Notes to Financial Statements

31 December 2012

## 7 Other current assets

	2012 USD	2011 USD	2012 CHF	2011 CHF
Prepaid expenses	1,327,187	1,071,820	1,212,917	1,005,787
Accrued interest	137,483	188,642	125,646	177,020
Prepaid scientific research grants 2005	4,993	3,677	4,563	3,450
Prepaid scientific research grants 2007	-	3,600	-	3,378
Prepaid scientific research grants 2008	111,141	133,475	101,573	125,252
Prepaid scientific research grants 2009	75,768	715,719	69,244	671,624
Prepaid scientific research grants 2010	254,946	686,736	232,995	644,426
Prepaid scientific research grants 2011	1,007,237	-	920,514	-
Prepaid scientific research grants 2012	283,387	-	258,987	-
Prepaid social science research grants 2008	-	759	-	712
Prepaid social science research grants 2009	16,928	-	15,470	-
Prepaid social science research grants 2010	-	15,414	-	14,464
Prepaid social science research grants 2011	12,927	62,854	11,814	58,982
Prepaid social science research grants 2012	111,507	-	101,906	-
	<b>3,343,504</b>	<b>2,882,696</b>	<b>3,055,629</b>	<b>2,705,095</b>

## 8 Fixed assets

	Computer equipment		Office equipment		Leasehold improvements		Total	
	USD	CHF	USD	CHF	USD	CHF	USD	CHF
<b>Year ended 31 December 2011</b>								
Opening net book amount	292,411	273,142	81,528	76,155	368,152	343,891	742,091	693,188
Additions	169,156	177,298	29,813	31,248	51,416	53,891	250,385	262,437
Depreciation charge	(270,635)	(240,962)	(19,925)	(17,741)	(72,163)	(64,251)	(362,723)	(322,954)
Exchange effect	-	(30,308)	-	(3,878)	-	(7,531)	-	(41,717)
<b>Closing net book amount</b>	<b>190,932</b>	<b>179,170</b>	<b>91,416</b>	<b>85,784</b>	<b>347,405</b>	<b>326,000</b>	<b>629,753</b>	<b>590,954</b>
<b>As at 31 December 2011</b>								
Cost	1,148,305	1,507,898	1,231,873	1,645,728	487,040	518,964	2,867,218	3,672,590
Accumulated depreciation	(957,373)	(1,256,251)	(1,140,457)	(1,461,690)	(139,635)	(138,504)	(2,237,465)	(2,856,445)
Exchange effect	-	(72,477)	-	(98,254)	-	(54,460)	-	(225,191)
<b>Net book amount</b>	<b>190,932</b>	<b>179,170</b>	<b>91,416</b>	<b>85,784</b>	<b>347,405</b>	<b>326,000</b>	<b>629,753</b>	<b>590,954</b>
<b>Year ended 31 December 2012</b>								
Opening net book amount	190,932	179,170	91,416	85,784	347,405	326,000	629,753	590,954
Additions	162,421	152,489	25,949	24,362	88,933	83,495	277,303	260,346
Depreciation charge	(114,026)	(107,053)	(29,279)	(27,489)	(89,259)	(83,800)	(232,564)	(218,342)
Exchange effect	-	(5,884)	-	(2,156)	-	(8,500)	-	(16,540)
<b>Closing net book amount</b>	<b>239,327</b>	<b>218,722</b>	<b>88,086</b>	<b>80,501</b>	<b>347,079</b>	<b>317,195</b>	<b>674,492</b>	<b>616,418</b>
<b>As at 31 December 2012</b>								
Cost	1,310,726	1,660,387	1,257,822	1,670,090	575,973	602,459	3,144,521	3,932,936
Accumulated depreciation	(1,071,399)	(1,363,304)	(1,169,736)	(1,489,179)	(228,894)	(222,304)	(2,470,029)	(3,074,787)
Exchange effect	-	(78,361)	-	(100,410)	-	(62,960)	-	(241,731)
<b>Net book amount</b>	<b>239,327</b>	<b>218,722</b>	<b>88,086</b>	<b>80,501</b>	<b>347,079</b>	<b>317,195</b>	<b>674,492</b>	<b>616,418</b>

As at 31 December 2012, the amount of leasehold improvements included in accounts payable was nil (2011 – USD11,681).

## Notes to Financial Statements

31 December 2012

## 9 Intangible assets

	Software	
	USD	CHF
<b>Year ended 31 December 2011</b>		
Opening net book amount	2,927,913	2,734,967
Additions	1,421,640	1,334,053
Depreciation charge	(1,216,415)	(1,083,047)
Exchange effect	-	(45,864)
<b>Closing net book amount</b>	<b>3,133,138</b>	<b>2,940,109</b>
<b>As at 31 December 2011</b>		
Cost	8,194,384	9,244,328
Accumulated depreciation	(5,061,246)	(5,940,940)
Exchange effect	-	(363,279)
<b>Net book amount</b>	<b>3,133,138</b>	<b>2,940,109</b>
<b>Year ended 31 December 2012</b>		
Opening net book amount	3,133,138	2,940,109
Additions	1,386,211	1,301,447
Depreciation charge	(1,321,526)	(1,240,718)
Exchange effect	-	(78,348)
<b>Closing net book amount</b>	<b>3,197,823</b>	<b>2,922,490</b>
<b>As at 31 December 2012</b>		
Cost	9,580,595	10,545,775
Accumulated depreciation	(6,382,772)	(7,181,658)
Exchange effect	-	(441,627)
<b>Net book amount</b>	<b>3,197,823</b>	<b>2,922,490</b>

Intangible assets comprise the ADAMS project and other software. The amount related to the ADAMS project represents the core software necessary to fulfil the requirements of the World Anti-Doping Code regarding tracking and management of testing activity. This software enables more efficient tracking and management of the testing results.

As at 31 December 2012, the amount of intangible assets included in accounts payable was USD95,054 (2011 – USD20,693).

## 10 Accrued expenses

	2012 USD	2011 USD	2012 CHF	2011 CHF
Accruals	1,182,356	997,289	1,080,555	935,849
Accrued scientific research grants 2005	-	39,999	-	37,534
Accrued scientific research grants 2006	47,232	119,464	43,165	112,104
Accrued scientific research grants 2007	173,236	362,191	158,320	339,876
Accrued scientific research grants 2008	221,101	482,145	202,064	452,441
Accrued scientific research grants 2009	375,813	253,621	343,455	237,996
Accrued scientific research grants 2010	488,852	187,177	446,762	175,645
Accrued scientific research grants 2011	53,420	-	48,820	-
Accrued social science grants 2009	5,243	7,550	4,791	7,085
Accrued social science grants 2010	9,286	5,837	8,487	5,478
Accrued social science grants 2011	20,271	-	18,527	-
Accrued social science grants 2012	217	-	199	-
	<b>2,577,027</b>	<b>2,455,273</b>	<b>2,355,145</b>	<b>2,304,008</b>

## Notes to Financial Statements

31 December 2012

## 11 Foundation capital

The Foundation capital is defined in the statutes as a fixed amount of CHF5,000,000.

## 12 Reserves

## a) Litigation

In 2007, the WADA Foundation Board agreed to a reserve of USD1,500,000 dedicated to litigation. This will allow the Agency to engage in any case where it is required.

## b) Operations

In 2009, the WADA Foundation Board agreed to a reserve of USD2,400,000 dedicated to operations.

## 13 Annual contributions

	2012 USD	2011 USD	2012 CHF	2011 CHF
2002 Public Authorities and governments	746	3,944	700	3,512
2002 International Olympic Committee	746	3,944	700	3,512
2003 Public Authorities and governments	2,682	2,347	2,518	2,090
2003 International Olympic Committee	2,682	2,347	2,518	2,090
2004 Public Authorities and governments	24	-	23	-
2004 International Olympic Committee	24	-	23	-
2005 Public Authorities and governments	369	5,000	346	4,452
2005 International Olympic Committee	5,370	-	5,042	-
2006 Public Authorities and governments	403	7,082	378	6,306
2006 International Olympic Committee	7,485	-	7,027	-
2007 Public Authorities and governments	391	281	367	250
2007 International Olympic Committee	391	281	367	250
2008 Public Authorities and governments	3,530	9,285	3,314	8,267
2009 Public Authorities and governments	11,537	16,624	10,831	14,801
2010 Public Authorities and governments	21,341	132,793	20,036	118,234
2011 Public Authorities and governments	91,018	13,098,712	85,452	11,662,566
2011 International Olympic Committee	-	13,210,049	-	11,761,697
2012 Public Authorities and governments	13,152,533	-	12,348,280	-
2012 International Olympic Committee	13,210,049	-	12,402,280	-
	<b>26,511,321</b>	<b>26,492,689</b>	<b>24,890,202</b>	<b>23,588,027</b>

## 14 Grants

	2012 USD	2011 USD	2012 CHF	2011 CHF
Cash amount granted by Montréal International	1,665,308	1,703,227	1,563,477	1,516,484
Government of Australia	124,975	125,000	117,333	111,295
Government of Kazakhstan	9,211	-	8,648	-
Government of Japan	204,999	223,360	192,464	198,871
Government of South Africa	-	25,614	-	22,806
Canton de Vaud/City of Lausanne	22,077	-	20,727	-
C.O.N.F.E.J.E.S.	15,681	-	14,722	-
	<b>2,042,251</b>	<b>2,077,201</b>	<b>1,917,371</b>	<b>1,849,456</b>

## Notes to Financial Statements

31 December 2012

WADA benefits from two major government supports in Canada. The Government of Canada provides WADA with a total cash contribution of CAD10,000,000, indexed over a ten-year period (2002–2011), and exempts WADA from any income tax. The Government of Quebec also provides WADA with a total cash contribution of CAD5,000,000, indexed over a ten-year period (2002–2011). The governments of Canada and Quebec amended the agreement in order to extend the financial contributions for the initial period by an additional ten-year period. Under this amended agreement, WADA will receive an additional total cash contribution of CAD10,000,000, indexed over a ten-year period (2012–2021), from the Government of Canada and an additional total cash contribution of CAD5,000,000, indexed over a ten-year period (2012–2021), from the Government of Quebec. The grants are paid as one combined amount from a corporation, Montréal International, formed by the aforementioned governments. The grants are subject to the following conditions: WADA must maintain its permanent operational headquarters in Montréal, maintain a minimum staff of 17 to 25 employees, supply quarterly unaudited and annual audited accounts, budgets and activity reports, and continue its original mission. The aim of these government supports is to encourage and support WADA's activities on a long-term basis.

WADA also receives additional grants from Public Authorities (governments) to support specific activities.

## 15 Other income

	2012 USD	2011 USD	2012 CHF	2011 CHF
Laboratory accreditation and re-accreditation fees	219,938	162,080	206,489	144,309
Code monitoring	28,933	26,899	27,164	23,950
Tenant inducements	41,888	-	39,327	-
	<u>290,759</u>	<u>188,979</u>	<u>272,980</u>	<u>168,259</u>

## 16 Salaries and other personnel costs

	2012 USD	2011 USD	2012 CHF	2011 CHF
Salaries	5,586,547	5,480,906	5,244,940	4,879,974
Social charges and other benefits	4,008,922	3,922,919	3,763,784	3,492,809
Defined benefit pension plan contributions	93,600	28,681	87,876	25,536
Temporary staff	36,278	4,354	34,060	3,877
	<u>9,725,347</u>	<u>9,436,860</u>	<u>9,130,660</u>	<u>8,402,196</u>

The number of people employed was 64 as at 31 December 2012 (2011 – 63).

## Retirement benefit obligation

Most of WADA's employees are located at its Montréal headquarters. WADA grants all of its employees a predefined proportion of each employee's salary as a contribution to their pension plan. Considering that WADA has no further obligation once payments are made, these costs are considered as fringe benefits and are included in Salaries and other personnel costs in the statement of activities in the period they are incurred. The retirement obligations for WADA's employees in Tokyo are met by the Japanese government. For its South African office employees, WADA only contributes with the employees into the state pension scheme. For WADA's employees in Switzerland, the retirement obligations qualify as a defined benefit plan. It is funded by contributions from WADA and the employees to a financially independent trust. Because of the limited number of employees under this plan, no actuarial calculations have been performed for reasons of materiality.

## Notes to Financial Statements

31 December 2012

## 17 Research grants

	2012 USD	2011 USD	2012 CHF	2011 CHF
Scientific research grants expensed	5,645,355	4,615,851	5,300,152	4,109,769
Social science research grants expensed	294,793	320,240	276,766	285,129
Refunds received on cancellation of project	(221,721)	(48,623)	(208,163)	(43,292)
<b>Total research grants expensed</b>	<u>5,718,427</u>	<u>4,887,468</u>	<u>5,368,755</u>	<u>4,351,606</u>
<b>Research grants paid out</b>				
Research grants expensed	5,718,427	4,887,468	5,368,755	4,351,606
Prepaid expenses (movement)	256,601	(90,033)	240,910	(80,162)
Accruals (movement)	63,316	(220,851)	59,444	(196,637)
<b>Research grants paid out</b>	<u>6,038,344</u>	<u>4,576,584</u>	<u>5,669,109</u>	<u>4,074,807</u>

## 18 Related party transactions

Transactions with Public Authorities and other organizations including the Olympic Movement are disclosed separately in these financial statements. The Foundation Board members, the President and the Executive Committee of WADA are not remunerated by the Agency. However, WADA covers all expenses related to the execution of their functions, in particular, travel, hotel and meal expenses and a daily allowance for out-of-pocket expenses. These costs are included in Travel and accommodation in the statement of activities.

	2012 USD	2011 USD	2012 CHF	2011 CHF
<b>Compensation of key management</b>				
Salaries	2,198,425	2,207,704	2,063,995	1,965,651
Benefits and social charges	969,828	1,040,128	910,525	926,088
Defined benefit pension plan contributions	12,850	15,070	12,064	13,418
	<u>3,181,103</u>	<u>3,262,902</u>	<u>2,986,584</u>	<u>2,905,157</u>

Key management of WADA is defined as all the directors of the Agency. There are 10 directors as at 31 December 2012 (11 directors through 2011 ending with 10 directors as at 31 December 2011).

## 19 Commitments

## a) Operating lease commitments

The future minimum lease payments payable under non-cancellable operating leases are as follows:

	2012 USD	2011 USD	2012 CHF	2011 CHF
Less than one year	483,824	490,666	442,167	460,437
More than one year and less than five years	1,847,828	1,662,240	1,688,731	1,559,831
More than five years	1,743,720	2,084,511	1,593,586	1,956,086
	<u>4,075,372</u>	<u>4,237,417</u>	<u>3,724,484</u>	<u>3,976,354</u>

The operating lease commitments are for the following:

Montréal, Canada office lease to February 2021  
 Lausanne, Switzerland office lease to April 2017  
 Tokyo, Japan office lease to March 2014  
 Montevideo, Uruguay office lease to June 2017

## Notes to Financial Statements

31 December 2012

## b) Commitments for non-lease elements

	2012 USD	2011 USD	2012 CHF	2011 CHF
Less than one year	1,516,250	1,473,744	1,385,701	1,382,948
More than one year and less than five years	1,591,690	1,190,510	1,454,646	1,117,164
	<u>3,107,940</u>	<u>2,664,254</u>	<u>2,840,347</u>	<u>2,500,112</u>

The commitments for non-lease elements are related mainly to the FX Innovation management service contract from 2013–2015 and various other contracts.

## c) Scientific and social science research commitments

Scientific research grants and social science research grants may be committed over several years by the signing of research grant contracts, including upcoming years of research for certain projects. The related amounts at the end of the year are as follows:

	2012 USD	2011 USD	2012 CHF	2011 CHF
Less than one year	4,726,262	4,760,505	4,437,260	4,238,562
More than one year and less than five years	586,416	856,305	550,558	762,420
	<u>5,312,678</u>	<u>5,616,810</u>	<u>4,987,818</u>	<u>5,000,982</u>

## 20 Contingent liabilities

At the end of 2012, WADA has contingent commitments of CHF2,527,052 (USD2,765,130) (2011 – CHF4,216,116 (USD4,492,921)). This amount is for all research grants that have been granted by WADA but are contingent upon one or more of the following approvals: ethical approval from the government of the country of the laboratory which is to conduct the research or signing of the research contract by the laboratory. Eighty percent of the amount would be due upon these approvals and would probably occur in 2013.

wada-ama.org



**HQ**

800 Place Victoria, Suite 1700  
P.O. Box 120  
Montreal, QC, Canada, H4Z 1B7  
T +1.514.904.9232  
F +1.514.904.8650

**Africa**

Protea Assurance Building  
8th Floor, Greenmarket Square  
Cape Town, 8001, South Africa  
T +27.21.483.9790  
F +27.21.483.9791

**Asia/Oceania**

C/O Japan Institute of Sports Sciences  
3-15-1 Nishigaoka, Kita-Ku  
Tokyo, 115-0056, Japan  
T +81.3.5963.4321  
F +81.3.5963.4320

**Europe**

Maison du Sport International  
Avenue de Rhodanie 54  
1007 Lausanne, Switzerland  
T +41.21.343.43.40  
F +41.21.343.43.41

**Latin America**

World Trade Center Montevideo  
Tower II, Unit 712  
Calle Luis A De Herrera 1248  
Montevideo, Uruguay  
T +598.2.623.5206  
F +598.2.623.5207

[wada-ama.org](http://wada-ama.org) • [facebook.com/wada.ama](https://facebook.com/wada.ama) • [twitter.com/wada\\_ama](https://twitter.com/wada_ama) • [info@wada-ama.org](mailto:info@wada-ama.org)



Printed with vegetable-based inks  
on recycled paper